



Gender Profile of Hualien County

2024



Prepared by Hualien Accounting and Statistics Department
August 2025

Table of Contents

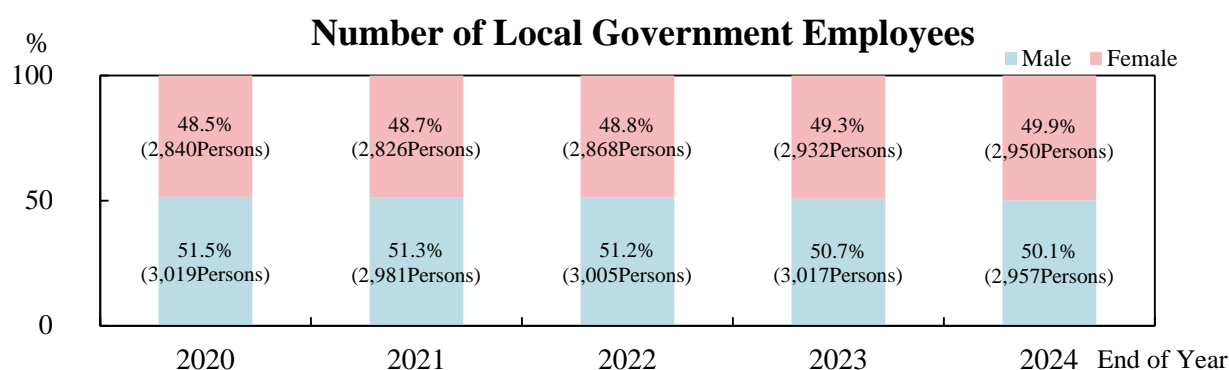
I. Power, Decision-Making, and Influence	1
II. Employment, Economy, and Welfare	7
III. Education, Media, and Culture	15
IV. Personal Safety and Justice	24
V. Health, Medical Care, and Social Support.....	34
VI. Environment, Energy, and Technology	51

I. Power, Decision-Making, and Influence

1. Local Government Employees

Sex ratio of local government employees approaches balance

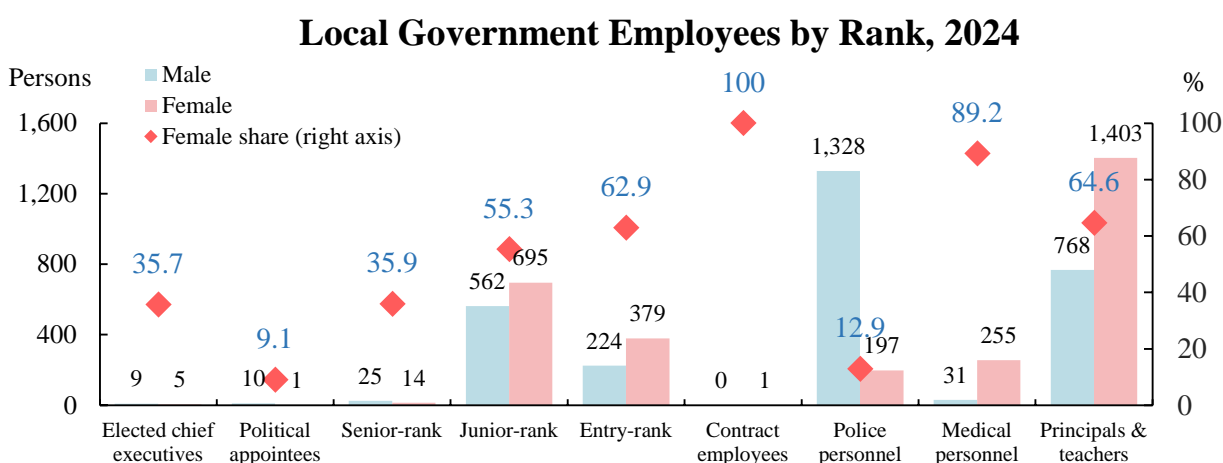
By the end of 2024, government agencies and schools in Hualien County employed a total of 5,907 staff members, comprising 2,950 women (49.9%) and 2,957 men (50.1%). This represents a sex ratio of 100.2, with men slightly outnumbering women by 0.2 per 100. Compared with the figures at the end of 2020, the proportion of women rose by 1.4 percentage points, and the gender gap has continued to narrow steadily each year.



Source: Hualien Personnel Department

Men occupy over 60% of senior posts, while women account for more than 55% of junior and entry-level roles

By the end of 2024, men held 25 senior-level posts, accounting for 64.1% and outnumbering their female counterparts. In contrast, women represented the majority in both junior- and entry-level positions, each exceeding 55%. Marked gender imbalances were observed among police and medical personnel, where nearly nine in ten were of a single sex. In schools, women made up about 60% of the workforce.



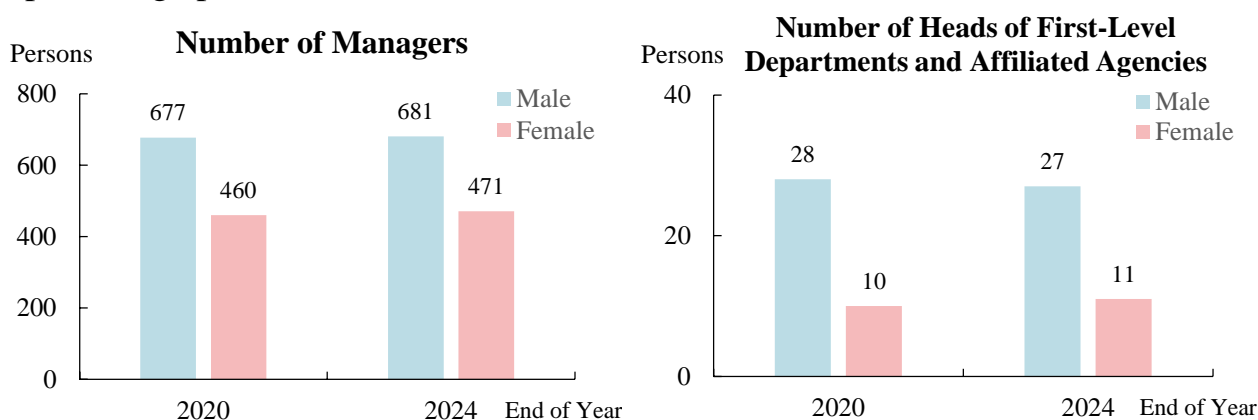
Source: Hualien Personnel Department

2. Local Government Managers and Heads of First-Level

Departments and Affiliated Agencies

Women's share of managers and heads of first-level departments and affiliated agencies is steadily increasing

By the end of 2024, Hualien County had 1,152 managerial personnel, comprising 471 women (40.9%) and 681 men (59.1%). The proportion of women rose by 0.4 percentage points compared with 40.5% at the end of 2020. At the same time, there were 38 heads of first-level departments and affiliated agencies, including 11 women (28.9%) and 27 men (71.1%), with the female share up 2.6 percentage points from 26.3% in 2020.



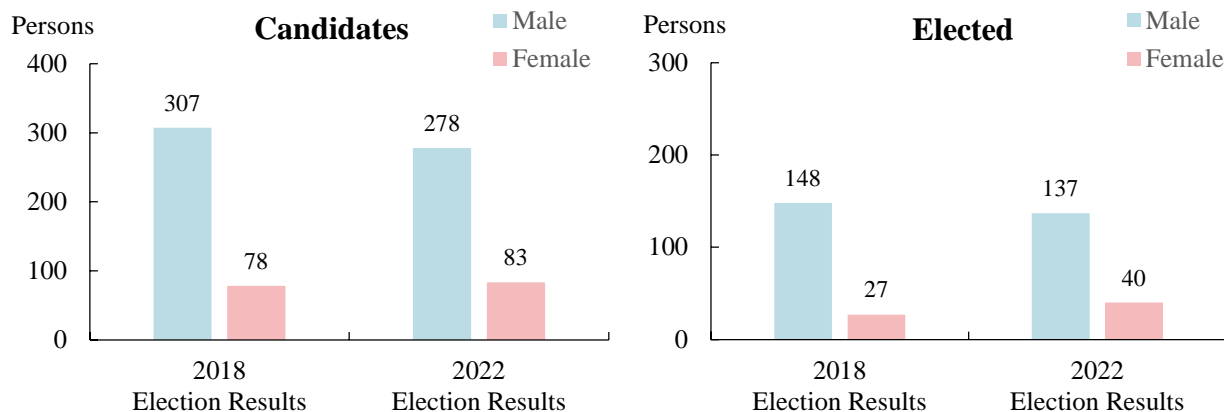
Source: Directorate-General of Personnel Administration, Executive Yuan

Note: Counts cover heads of first-level departments and affiliated agencies under the County Government (including Household Registration Offices and Land Offices). Excluded are the County Council, township/city representative councils, public enterprises, schools, township/city offices, and retail markets. Acting and concurrent appointments are also excluded.

3. Village Chiefs

Women's grassroots influence is growing, with higher candidacy and success rates

By the end of 2024, Hualien County consisted of 13 townships and cities with a total of 177 villages. In the 2022 village chief elections, 361 candidates stood for election, including 83 women (23.0%) and 278 men (77.0%). The share of female candidates rose by 2.7 percentage points from 20.3% in the 2018 elections. Among the elected chiefs, 40 were women (22.6%) and 137 were men (77.4%), with the female share increasing by 7.2 percentage points from 15.4% in 2018. The success rate for female candidates reached 48.2%, up 13.6 percentage points from 34.6% in 2018.



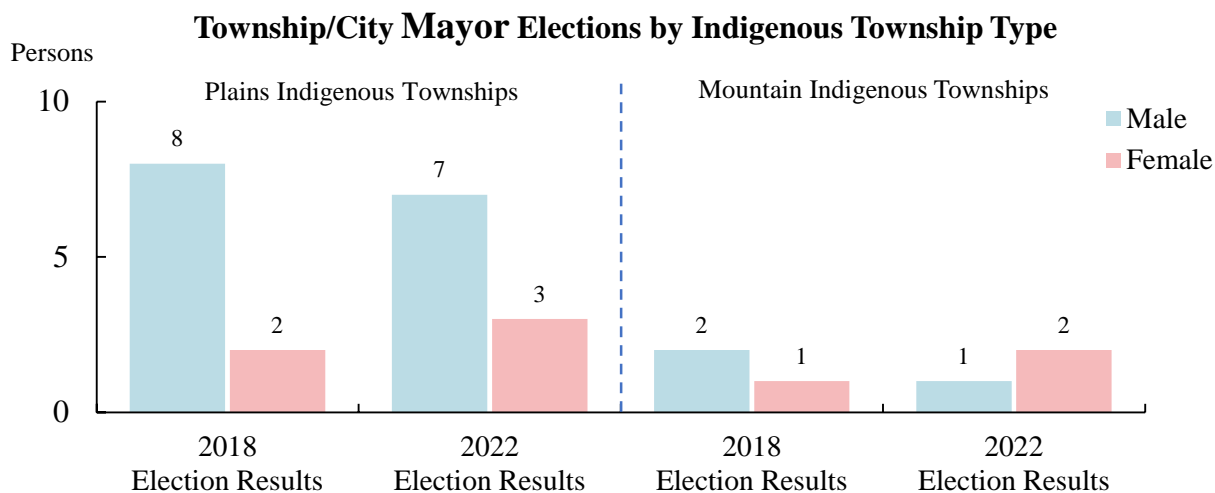
Source: Central Election Commission

Note: One borough held a re-run election in 2018; one new village was added in 2021.

4. Township/City Mayors

Women make up about 30% of township and city mayors, with higher representation in mountain Indigenous townships than in plains Indigenous townships

All 13 townships and cities in Hualien County are designated Indigenous townships. In the 2022 elections, the three mountain Indigenous townships elected two women (66.7%) and one man (33.3%) as mayors. In contrast, the ten plains Indigenous townships elected three women (30.0%) and seven men (70.0%). By the end of 2024, the county's 13 township and city mayors comprised four women (30.8%) and nine men (69.2%).

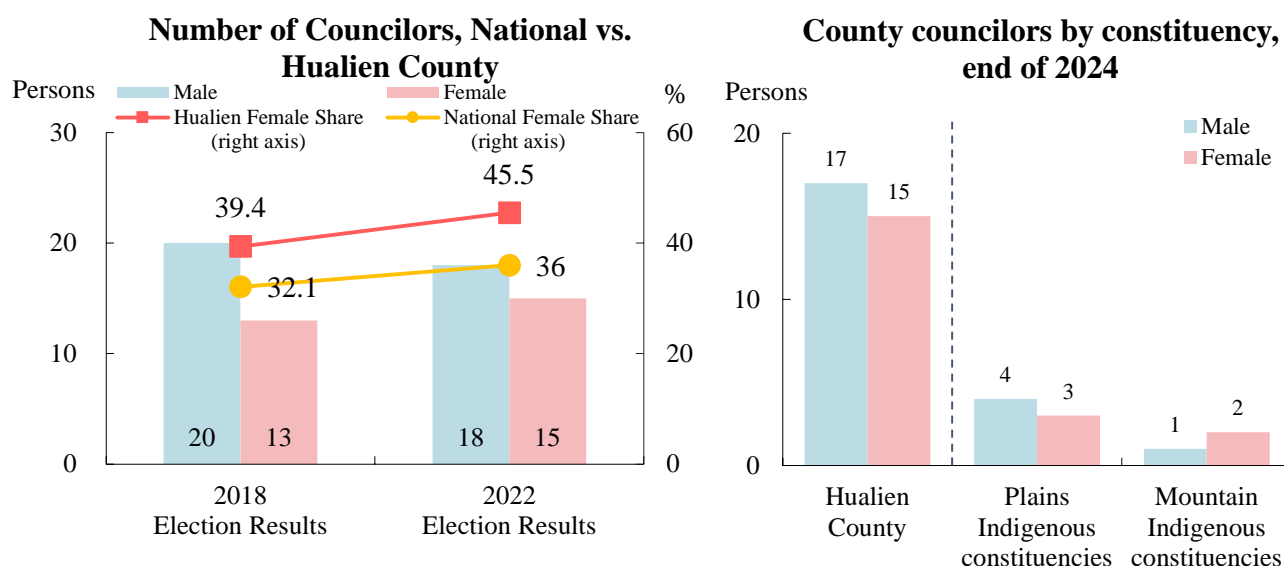


Source: Central Election Commission

5. Elected Representatives

Women make up nearly half of county councilors, exceeding the national average

By the end of 2024, Hualien was represented by one Member of the Legislative Yuan (male) and 32 county councilors, including 15 women (46.9%) and 17 men (53.1%). By Indigenous constituency, men held the majority in the three plains Indigenous districts (57.1%), while women held the majority in the three mountain Indigenous districts (66.7%). In the past two councilor elections, the share of women increased to 45.5% in 2022, up 6.1 percentage points from 2018, with Hualien's female representation surpassing the national average in both elections.

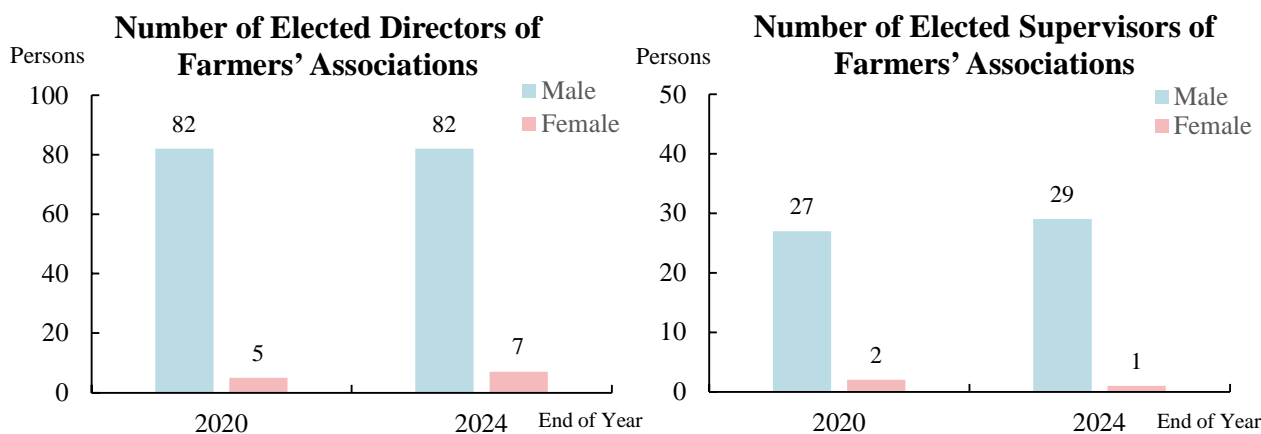


Source: Central Election Commission; Ministry of the Interior — Local Elected Officials Information

6. Farmers' Association Directors and Supervisors

Men account for over 90% of directors and supervisors

By the end of 2024, the Hualien County Farmers' Association had 89 directors, including 7 women (7.9%) and 82 men (92.1%). Compared with the end of 2020, the number of women directors increased by two, while the number of men remained the same. At the same time, there were 30 supervisors, including 1 woman (3.3%) and 29 men (96.7%), with the female share down 3.6 percentage points from 6.9% in 2020.



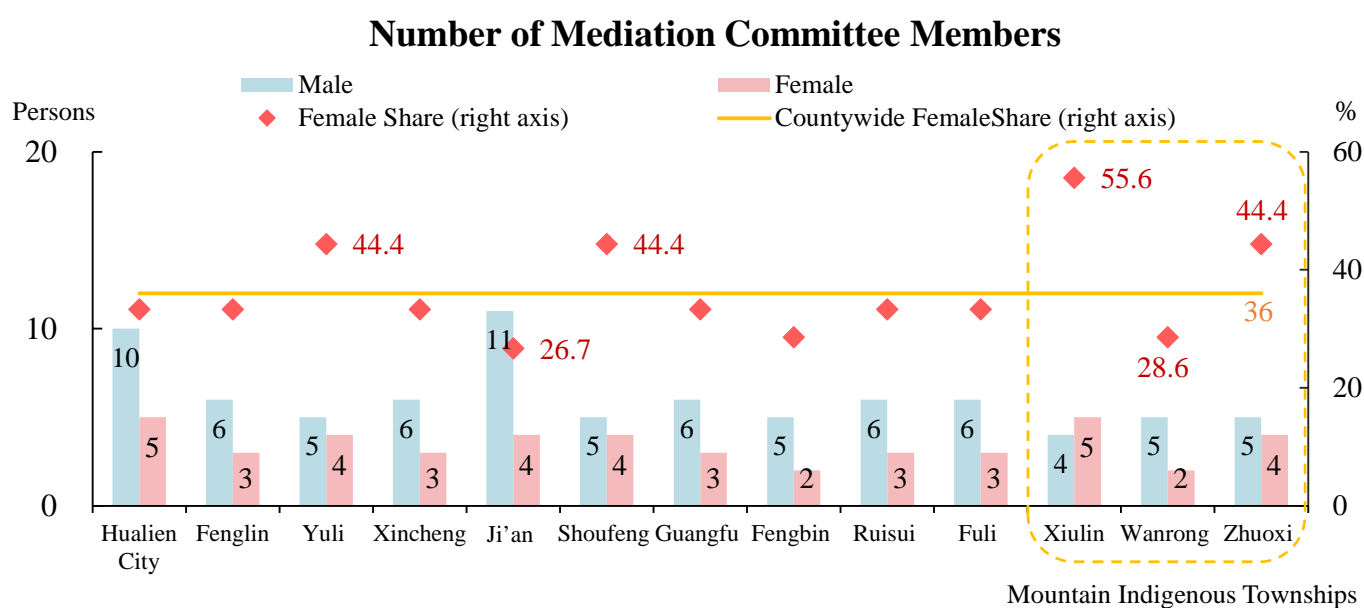
Source: Ministry of Agriculture

Note: Numbers of directors and supervisors are totals combining upper-level farmers' associations and primary-level (grassroots) farmers' associations.

7. Mediation Committee Members

Mediation committees are about 60% male, with Xiulin Township the only case where women outnumber men

By the end of 2024, Hualien County had 125 mediation committee members, including 45 women (36%) and 80 men (64%). Among the administrative areas, only Xiulin Township recorded a female majority at 55.6%. Four townships with female shares above the county average were Xiulin, Yuli, Shoufeng, and Zhuoxi, with the latter three each at 44.4%. Ji'an Township had the lowest female share at 26.7%.

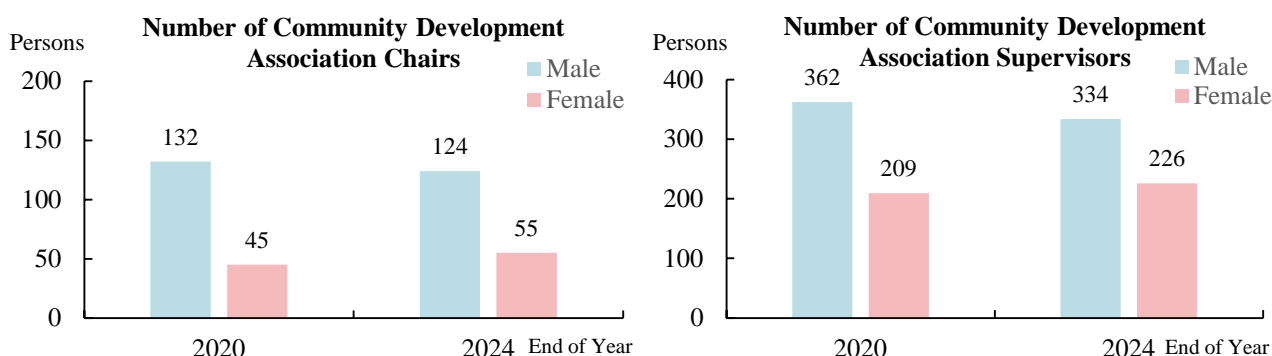


Source: Hualien Civil Affairs Department

8. Chairs and Supervisors of Community Development Associations

The female share has increased among both association chairs and supervisors

By the end of 2024, Hualien County had 179 Community Development Association chairs, consisting of 55 women (30.7%) and 124 men (69.3%). The proportion of women chairs rose by 5.3 percentage points from 25.4% at the end of 2020. At the same time, there were 560 supervisors, including 226 women (40.4%) and 334 men (59.6%), with the female share up 3.8 percentage points from 36.6% in 2020.

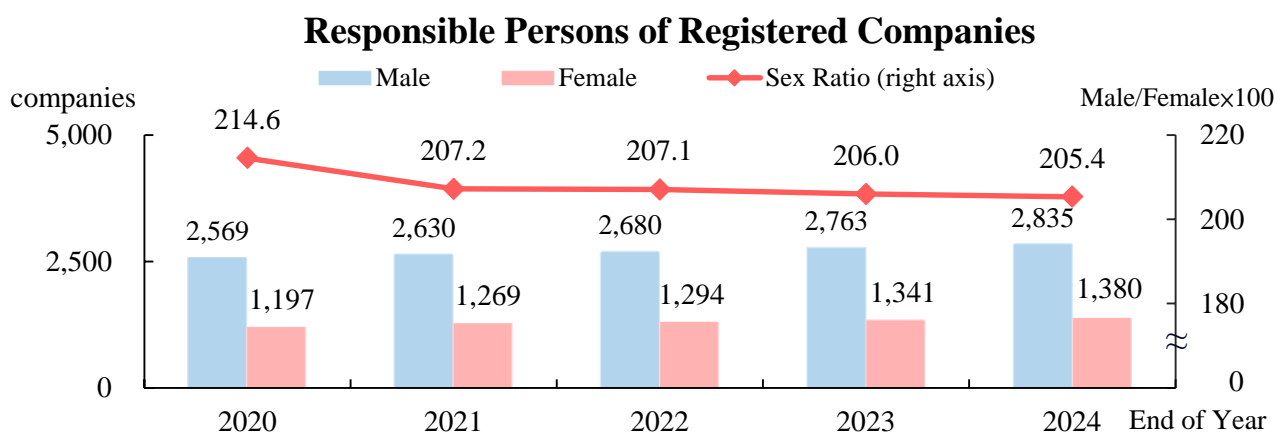


Source: Hualien Social Affairs Department

9. Responsible Persons of Registered Companies

Women's share of responsible persons has risen year by year

By the end of 2024, the county had 1,380 registered companies with female responsible persons (32.7%) and 2,835 with male responsible persons (67.3%). Compared with the end of 2020, the number of female responsible persons rose by 183, an increase of 15.3%, while the number of male responsible persons rose by 266, an increase of 10.4%. Over the past five years, the numbers for both sexes have grown; men remain the majority, but women have increased at a faster pace, raising the female share year by year.



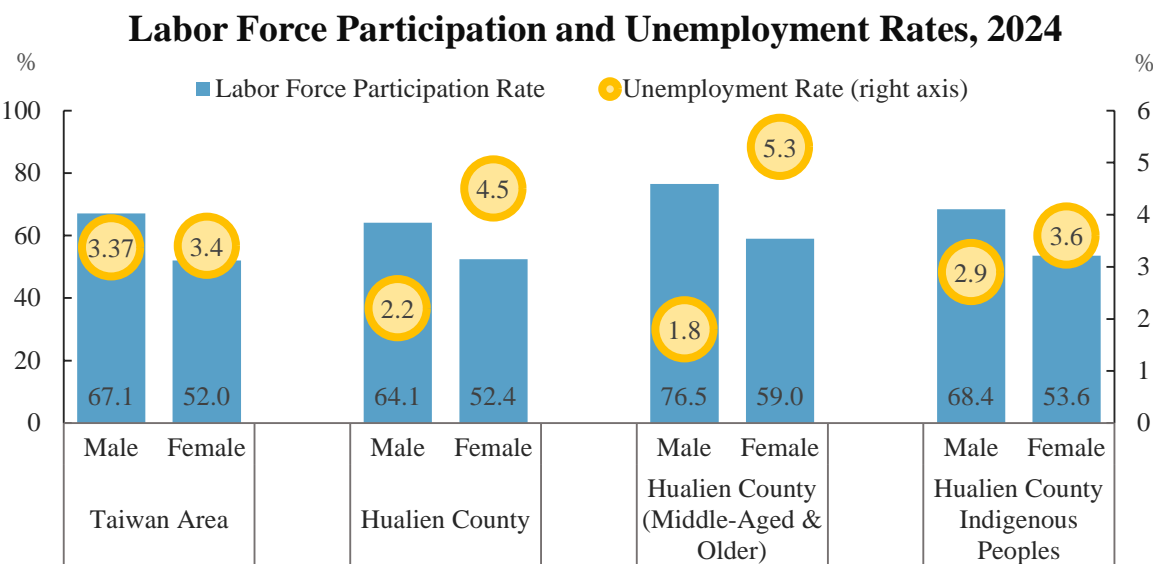
Source: Department of Commerce, Ministry of Economic Affairs

II. Employment, Economy, and Welfare

1. Labor Force

Female labor participation and unemployment rates exceed the overall average, while the male unemployment rate falls below it

In 2024, Hualien County’s labor force participation stood at 64.1% for men and 52.4% for women. The female rate was slightly above Taiwan’s overall average of 52.0%, with middle-aged and older women showing the highest participation across all groups. That same year, unemployment in the county was 2.2% for men and 4.5% for women, a gap of 2.3 percentage points. The female unemployment rate exceeded the national average of 3.4%. Among both middle-aged and older adults and Indigenous Peoples, women also faced higher unemployment, whereas men’s unemployment remained below the national average.

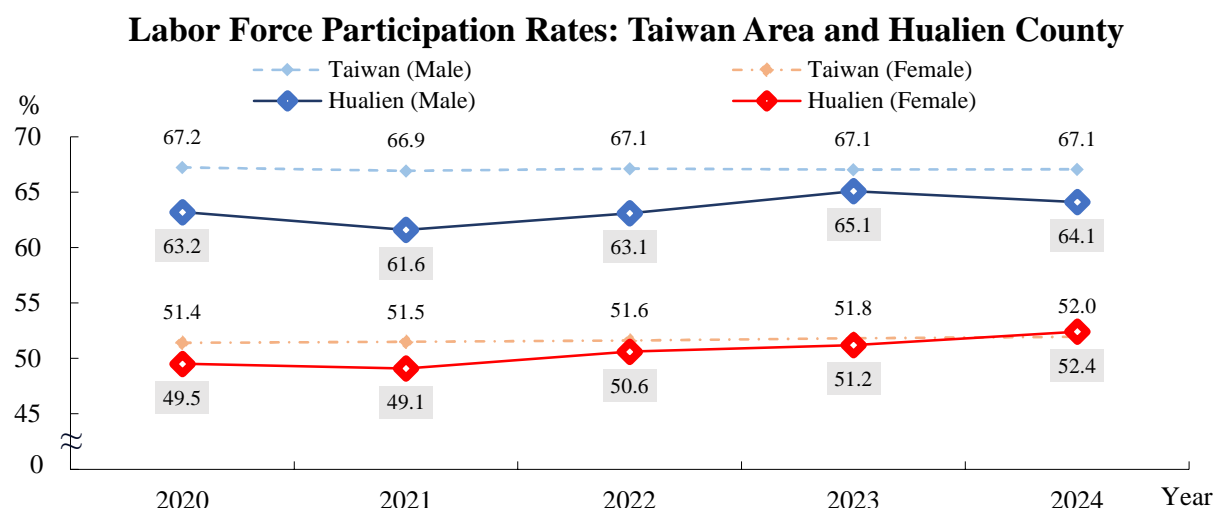


Source: Manpower Survey, Directorate-General of Budget, Accounting and Statistics (DGBAS), Executive Yuan; Survey of Employment Status of Indigenous Peoples, Council of Indigenous Peoples (CIP), Executive Yuan.

Note: The Manpower Survey covers the Taiwan Area (excluding Kinmen County and Lienchiang County) and targets the civilian population aged 15 and over. “Middle-aged and older” refers to the civilian population aged 45-64.

Hualien's labor force gender gap is narrower than the national average

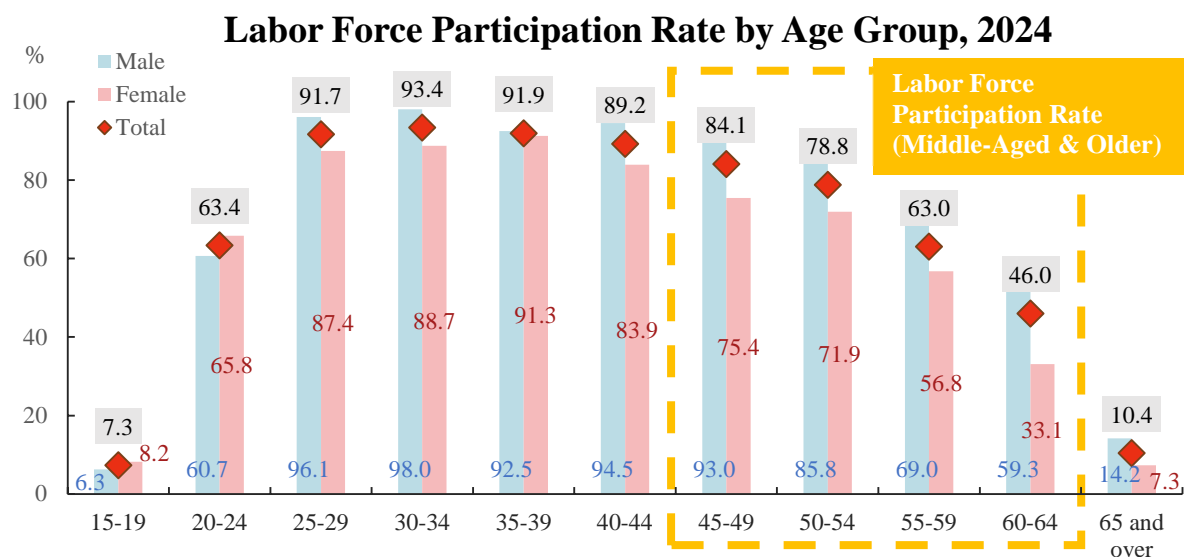
In 2024, women's labor force participation reached 52.4%, slightly above the Taiwan Area average of 52.0%, while men's rate was 64.1%, three points lower than the Taiwan Area average of 67.1%. Since first topping 50% in 2022, the female rate has inched up each year. In 2024, the gender gap narrowed to 11.7 percentage points, the smallest in five years, and it has consistently remained below the Taiwan Area gap over this period.



Source: Manpower Survey, Directorate-General of Budget, Accounting and Statistics (DGBAS), Executive Yuan.

Widest gender gap in labor force participation at ages 60-64

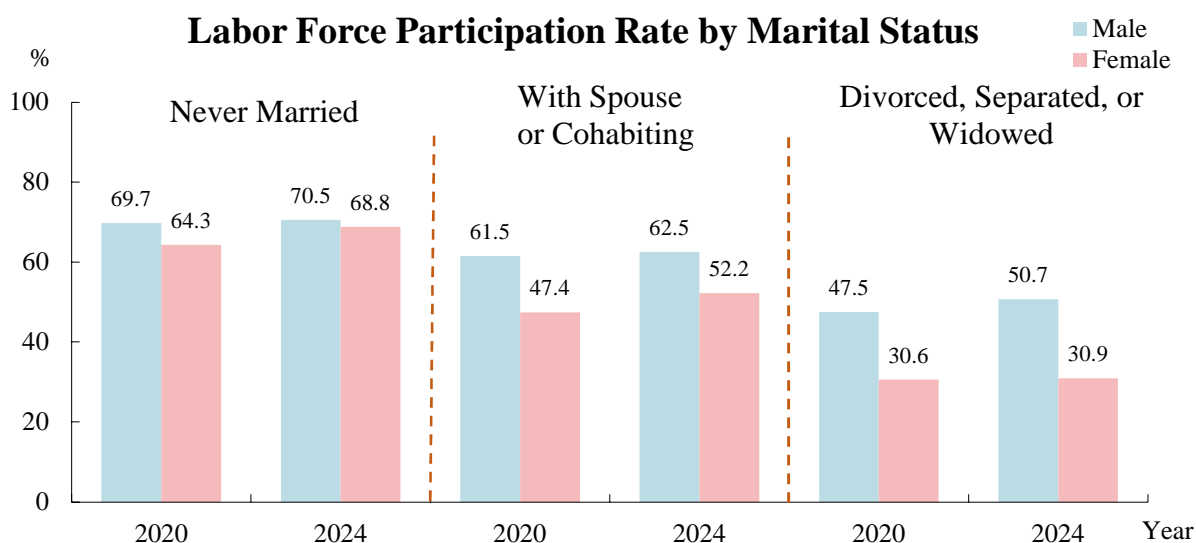
By age group, in 2024, Hualien County's labor force participation declined steadily from age 30 onward. Women recorded their highest rate of 91.3% at ages 35–39, while men peaked at 98.0% at ages 30–34. Among middle-aged and older adults, participation for men remained above 85% at ages 45–49 and 50–54, compared with about 70% for women in the same groups. Women's participation then dropped sharply to 56.8% at ages 55–59 and 33.1% at ages 60–64, versus 69.0% and 59.3% for men. The gender gap widened with age and was largest at ages 60–64, reaching 26.2 percentage points.



Source: Manpower Survey, Directorate-General of Budget, Accounting and Statistics (DGBAS), Executive Yuan.

The widest labor force gender gap is among the divorced, separated, or widowed

By marital status, in 2024, men and women in Hualien County showed the highest labor force participation when never married and the lowest when divorced, separated, or widowed. Men maintained participation rates above 50% across all marital categories, while women displayed a 37.9-point gap between the never-married group and those divorced, separated, or widowed. The gender gap among the never married was just 1.7 points, down 3.7 points from 2020. Among those with a spouse or cohabiting partner, the gap stood at 10.3 points, 3.8 points lower than in 2020. In contrast, the gap for the divorced, separated, or widowed group widened to 19.8 points, the largest among all marital categories.



Source: Manpower Survey, Directorate-General of Budget, Accounting and Statistics (DGBAS), Executive Yuan.

Most employed in services; the gender gap is largest in the industry

By industry, in 2024, most employed persons in Hualien County worked in services, where women outnumbered men. Employment in agriculture, forestry, fishing and animal husbandry, as well as in industry, was dominated by men. The widest gender gap was in industry, with about 20,000 more men than women, and women making up only 20.6%. Compared with 2020, women's share increased by 8.6 points in agriculture, forestry, fishing and animal husbandry, and by 0.4 points in services.

Number of Employed Persons by Industry

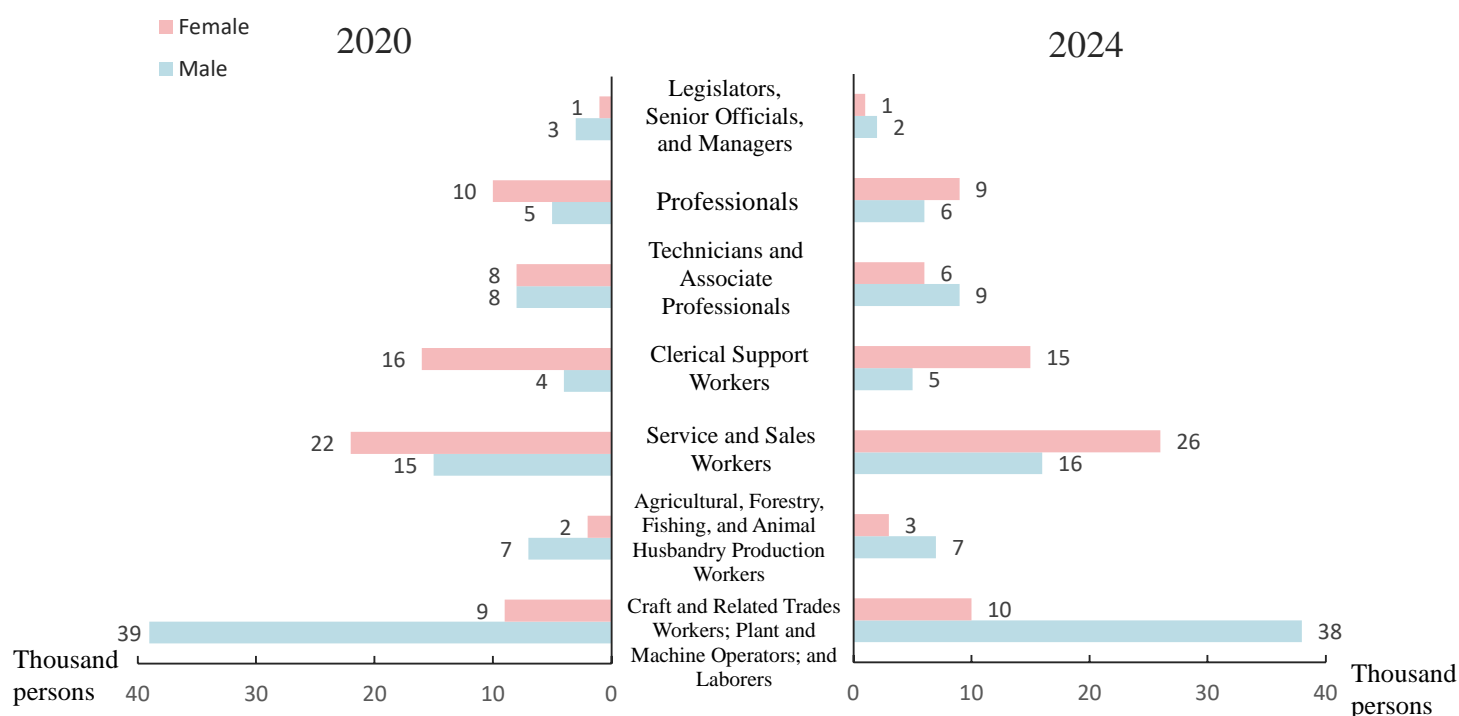


Source: Manpower Survey, Directorate-General of Budget, Accounting and Statistics (DGBAS), Executive Yuan.

The largest gender gaps are in crafts, machine operation, and laboring jobs

By occupation, in 2024, the largest share of employed men in Hualien County worked as craft and related trades workers, plant and machine operators, and laborers, together accounting for 45.8% of all employed men. Among women, service and sales workers formed the largest group at 37.1%. The widest gender gap was in crafts, machine operation, and laboring jobs, with about 28,000 more men than women; women made up only 20.8% in this category, up two points from 18.8% in 2020.

Number of Employed Persons by Occupation

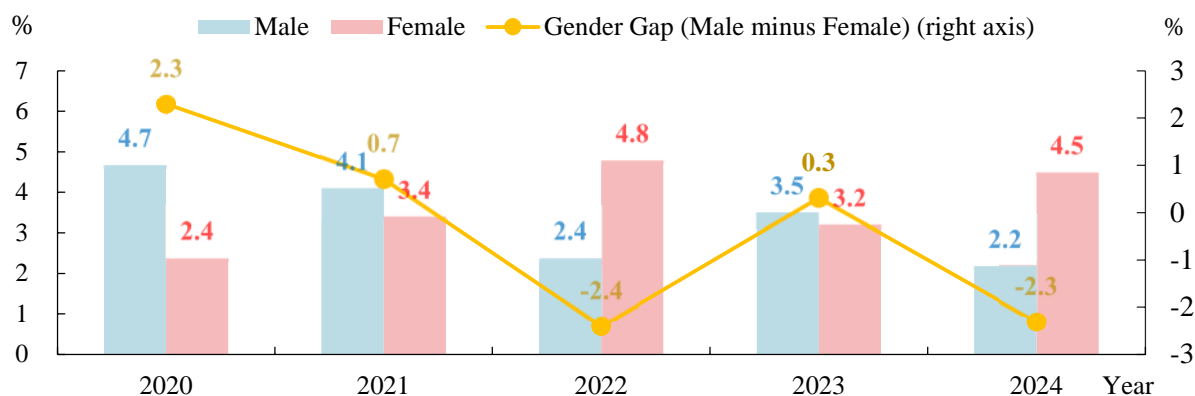


Source: Manpower Survey, Directorate-General of Budget, Accounting and Statistics (DGBAS), Executive Yuan.

Female unemployment is 2.3 points higher than male

In 2024, Hualien County's female unemployment rate was 4.5%, the second highest in five years and up 1.3 points from 2023. The male rate was 2.2%, the lowest in five years and down 1.3 points from 2023. The gender gap in 2024 stood at 2.3 percentage points.

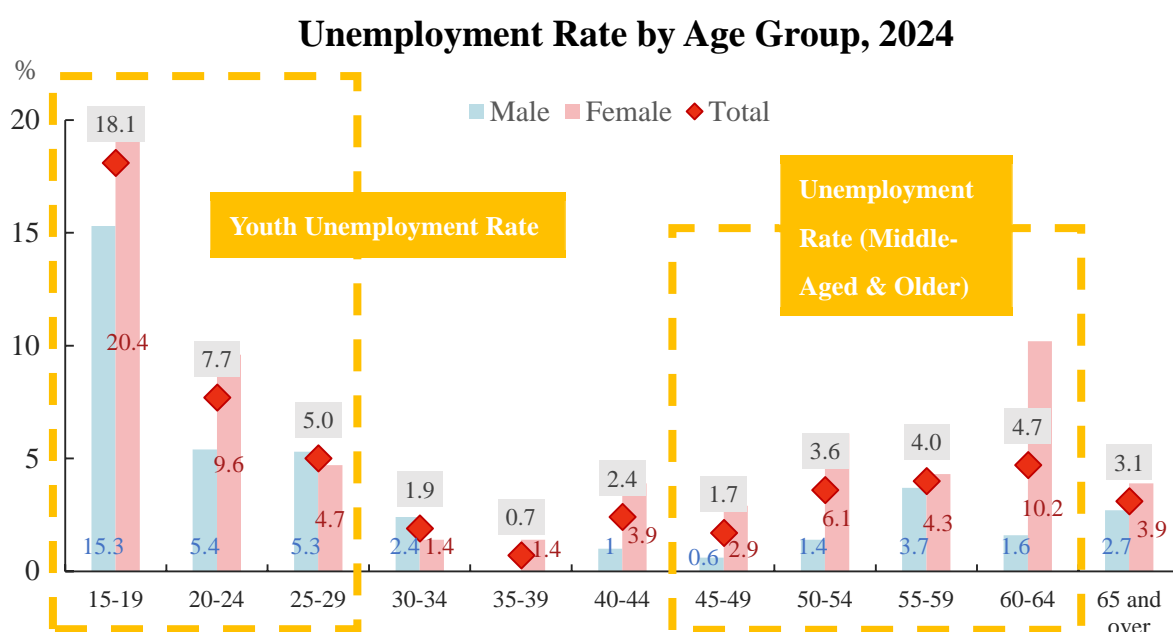
Unemployment Rate and Gender Gap



Source: Manpower Survey, Directorate-General of Budget, Accounting and Statistics (DGBAS), Executive Yuan.

Unemployment is highest at ages 15–19; the gender gap is largest at ages 60–64

By age group, in 2024, the unemployment rate in Hualien County was highest at ages 15–19, reaching 15.3% for men and 20.4% for women. Only in the 25–29 and 30–34 groups did the male rate exceed the female rate; in all other groups, women’s unemployment was higher. Outside the youth cohort (ages 15–29), women aged 50–54 and 60–64 had unemployment rates above the countywide female average of 4.5%. The gender gap was widest at ages 60–64, at 8.6 percentage points. Within the youth cohort, many individuals were first-time jobseekers or frequently changing jobs, so unemployment for both men and women was above the county averages (2.2% for men, 4.5% for women).



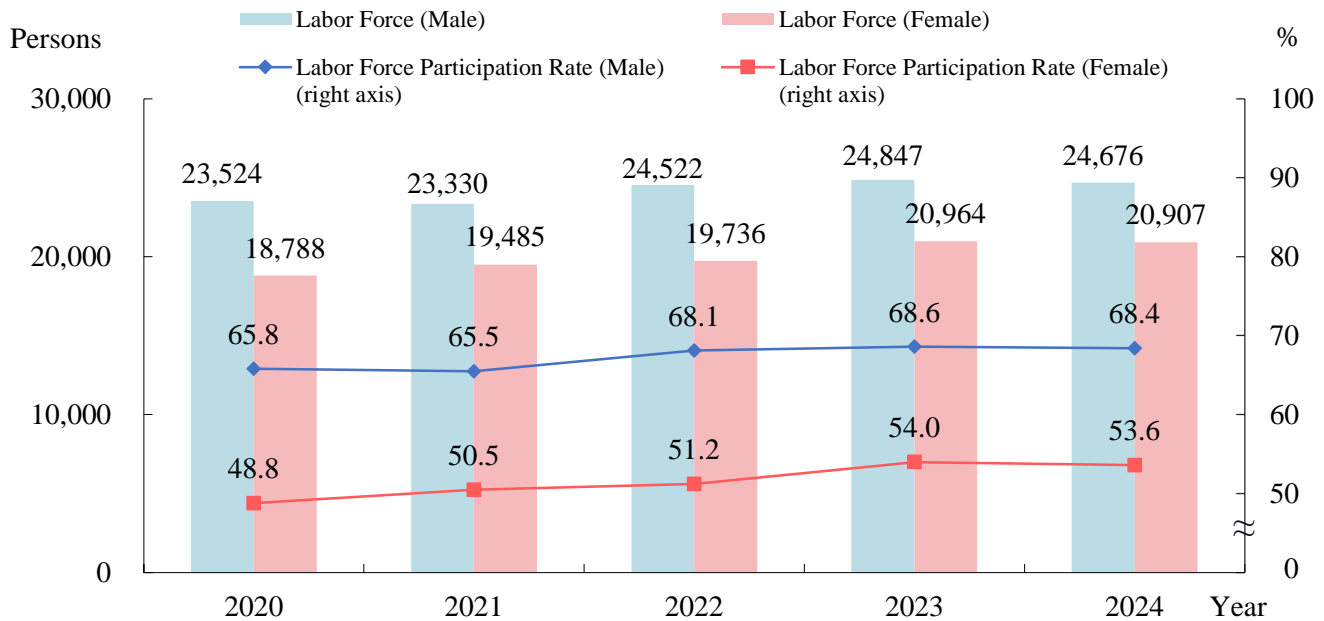
Source: Manpower Survey, Directorate-General of Budget, Accounting and Statistics (DGBAS), Executive Yuan.

2. Labor Force among Indigenous Peoples

Indigenous male and female labor force growing; gender gap narrowing

By the end of 2024, Hualien County’s Indigenous labor force numbered 45,583, including 20,907 women (45.9%) and 24,676 men (54.1%). Labor force participation was 53.6% for women and 68.4% for men. Over the past five years, the gender gap narrowed from 17.0 to 14.8 percentage points, showing a steady trend toward convergence.

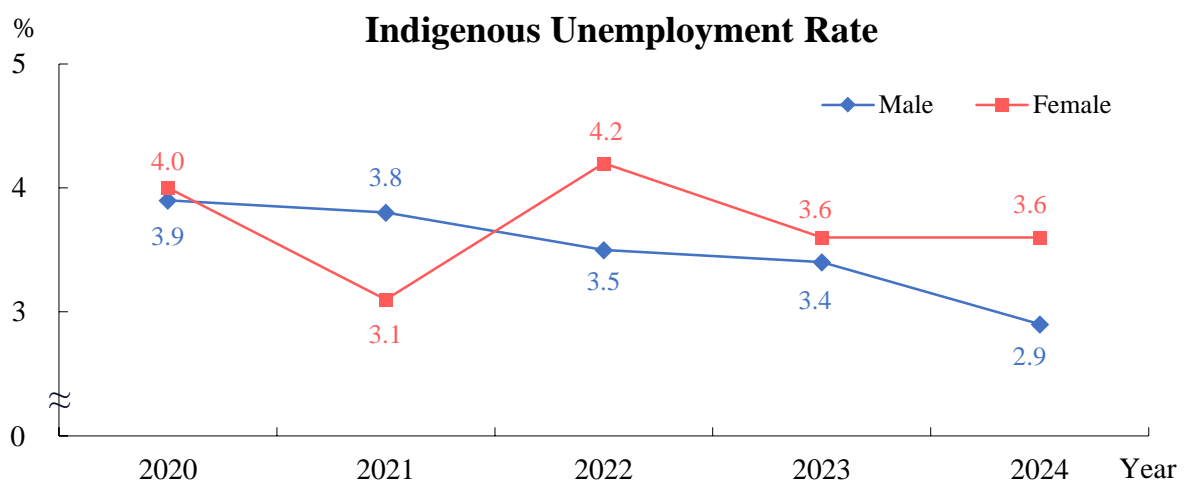
Indigenous Labor Force and Labor Force Participation Rate



Source: Survey of Employment Status of Indigenous Peoples, Council of Indigenous Peoples (CIP), Executive Yuan.

Indigenous men's unemployment is down; women's has been flat in recent years

In 2024, the Indigenous unemployment rate in Hualien County was 3.6% for women and 2.9% for men. Over the past five years, men's unemployment has declined each year, while women's rate dropped by 0.4 points from 4.0% in 2020. The gender gap in 2024 was 0.7 percentage points.

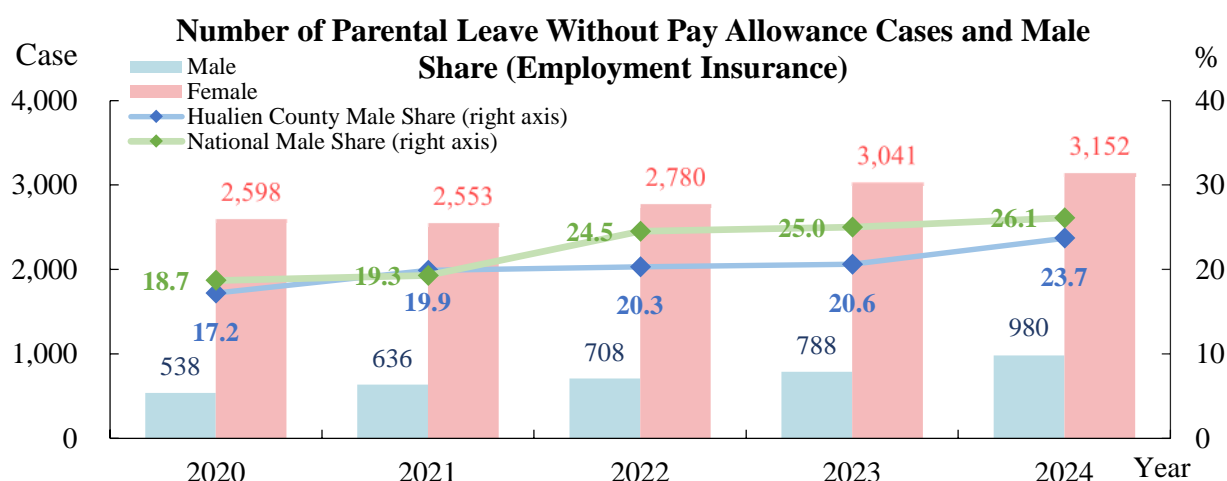


Source: Survey of Employment Status of Indigenous Peoples, Council of Indigenous Peoples (CIP), Executive Yuan.

3. Number of Parental Leave Without Pay Allowance Cases (Employment Insurance)

Parental leave without pay allowance cases continue to grow, with men's cases up 82.2% in five years and exceeding 20% of the total

In 2024, there were 980 Employment Insurance parental leave without pay allowance cases for men and 3,152 for women, an increase of 442 and 554 cases from 2020, or a growth of 82.2% and 21.3%, respectively. Men accounted for 23.7% of cases, 2.4 points below the national figure of 26.1%.



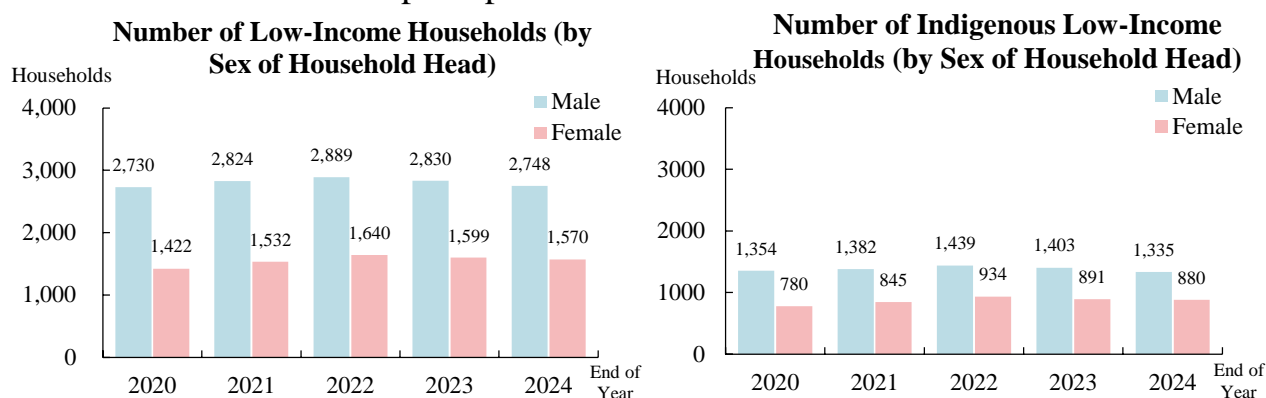
Source: Bureau of Labor Insurance (BLI), Ministry of Labor.

Note: Data include only cases approved and paid by the Bureau of Labor Insurance.

4. Number of Low-Income Households

Male heads of low-income households make up 60%, while the share of female heads continues to rise

At the end of 2024, Hualien County had 1,570 low-income households headed by women (36.4%) and 2,748 headed by men (63.6%). The female share rose 2.2 points from 34.2% at the end of 2020. Among Indigenous low-income households, there were 880 female-headed (39.7%) and 1,335 male-headed (60.3%) in 2024, with the female share up 3.1 points from 36.6% in 2020.



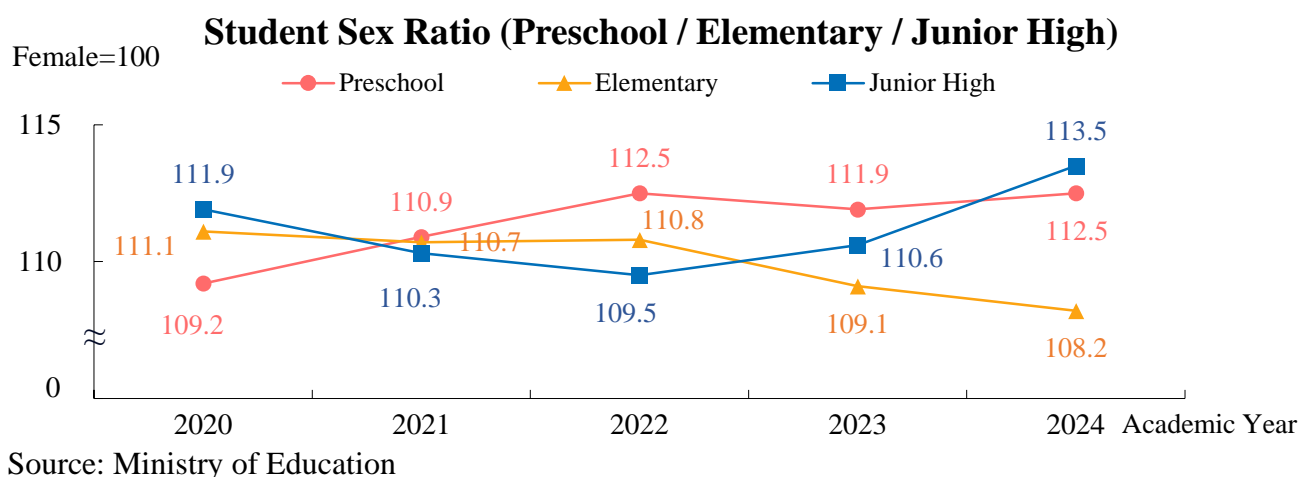
Source: Ministry of Health and Welfare

III. Education, Media, and Culture

1. Number of Students in Preschools, Elementary Schools, and Junior High Schools

Preschools and junior high schools had the highest sex ratios in five years, while elementary schools had the lowest; across all levels, male students outnumbered females

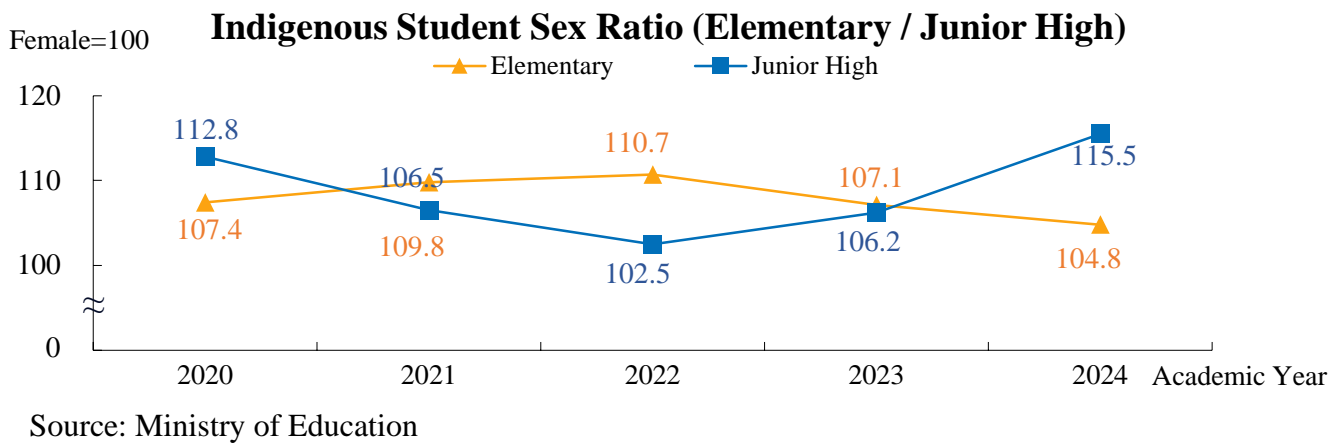
In Academic Year 2024, Hualien County preschools enrolled 3,267 girls (47.1%) and 3,676 boys (52.9%), for a sex ratio of 112.5. Elementary schools enrolled 7,292 girls (48.0%) and 7,891 boys (52.0%), with a ratio of 108.2. Junior high schools enrolled 3,517 girls (46.8%) and 3,991 boys (53.2%), with a ratio of 113.5. The sex ratios for preschools and junior highs were the highest in five years, while elementary schools had the lowest.



2. Indigenous Students in Elementary and Junior High Schools

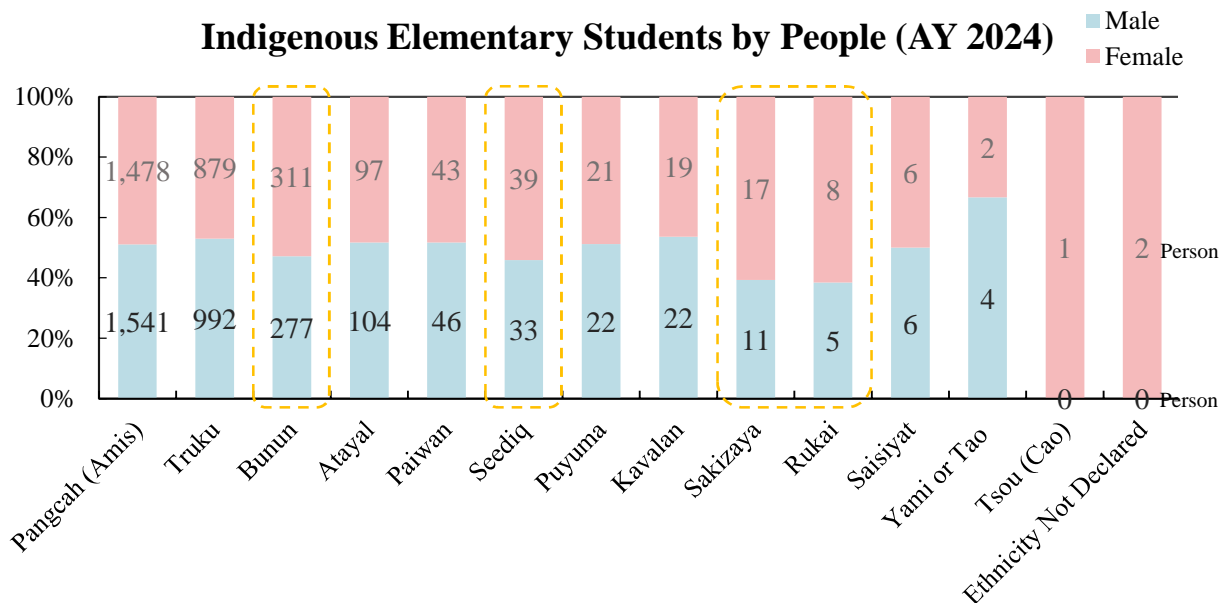
Among Indigenous students, the sex ratio reached a five-year high at the junior high level and a low at the elementary level

In Academic Year 2024, nearly 40% of Hualien County's elementary and junior high students were Indigenous. Among Indigenous elementary students, there were 2,923 girls (48.8%) and 3,063 boys (51.2%), for a sex ratio of 104.8, lower than the overall elementary figure. Among Indigenous junior high students, there were 1,275 girls (46.4%) and 1,473 boys (53.6%), for a ratio of 115.5, higher than the overall junior high figure. The junior high trend contrasted with elementary: it declined each year from AY2020, turned upward in AY2023, and by AY2024 reached a five-year high. At both levels, Indigenous boys outnumbered girls.



Female share higher among elementary students of the Bunun, Seediq, Sakizaya, Rukai, and Tsou (Cao) peoples

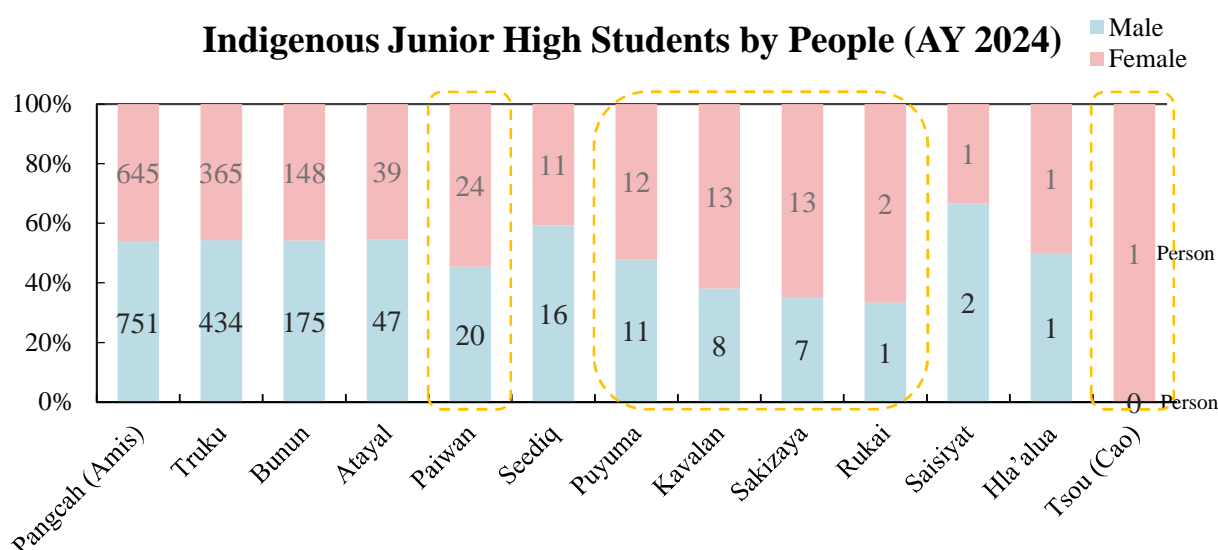
In Academic Year 2024, the county's Indigenous elementary students came from 13 peoples. The largest group was Pangcah (Amis), with 3,019 students (50.4%) and a sex ratio of 104.3, followed by Truku with 1,871 students (31.3%) and a ratio of 112.9, and Bunun with 588 students (9.8%) and a ratio of 89.1. Overall, boys made up a larger share among Indigenous elementary students; only the Bunun, Seediq, Sakizaya, Rukai, and Tsou (Cao) peoples recorded a higher female share.



Source: Department of Education, Hualien County Government

Female share higher among junior high students of the Paiwan, Puyuma, Kavalan, Sakizaya, Rukai, and Tsou (Cao) peoples

In Academic Year 2024, the county's Indigenous junior high students came from 13 peoples. The largest group was Pangcah (Amis), with 1,396 students (50.8%) and a sex ratio of 116.4, followed by Truku with 799 students (29.1%) and a ratio of 118.9, and Bunun with 323 students (11.8%) and a ratio of 118.2. Overall, boys made up a larger share among Indigenous junior high students; only the Paiwan, Puyuma, Kavalan, Sakizaya, Rukai, and Tsou (Cao) peoples recorded a higher female share.

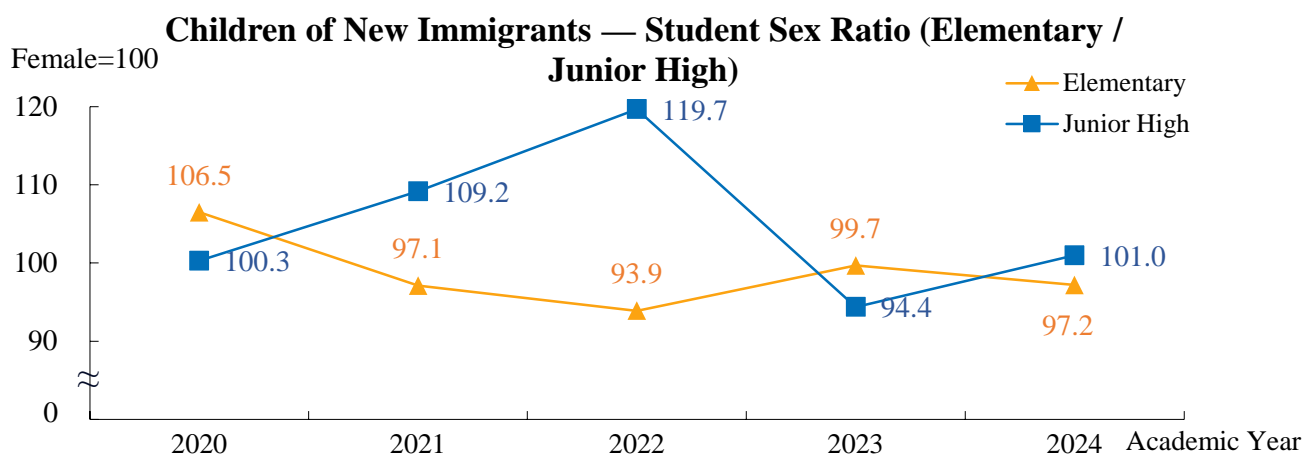


Source: Department of Education, Hualien County Government

3. Children of New Immigrants in Elementary and Junior High Schools

Children of new immigrants show near parity in junior high sex ratios, but a higher female share in elementary school

In Academic Year 2024, among children of new immigrants, elementary schools enrolled 352 girls (50.7%) and 342 boys (49.3%), for a sex ratio of 97.2. Junior high schools enrolled 205 girls (49.8%) and 207 boys (50.2%), for a ratio of 101. Over the past five years, sex ratios for this group have fluctuated at both levels. Notably, at the elementary level the ratio has stayed below 100 for the past four years, in contrast to the pattern for the overall elementary student population.

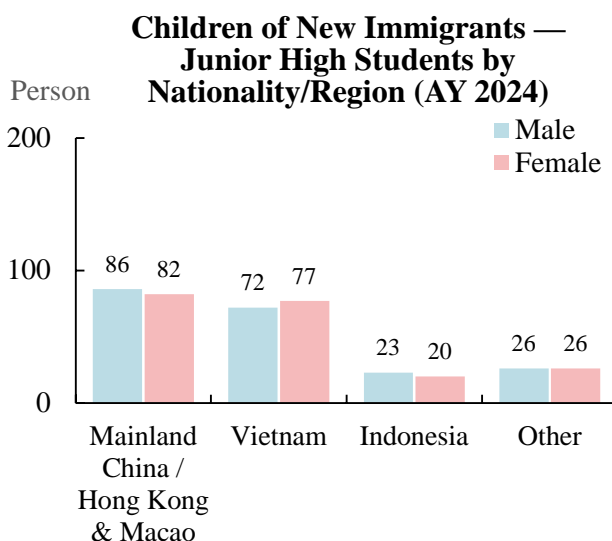
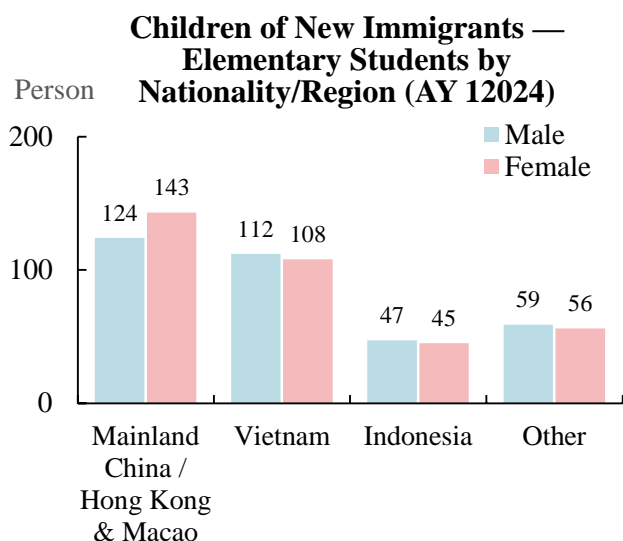


Source: Ministry of Education

Children of new immigrants from mainland China, Hong Kong and Macao, and Vietnam account for over 70% of the group

In Academic Year 2024, the largest share of children of new immigrants in elementary schools came from mainland China, Hong Kong, and Macao, totaling 267 students (38.5%)—143 girls (53.6%) and 124 boys (46.4%). The next largest group was from Vietnam, with 220 students (31.7%)—108 girls (49.1%) and 112 boys (49.1%).

Among junior high schools, the largest group also came from mainland China, Hong Kong, and Macao, with 168 students (40.8%)—82 girls (48.8%) and 86 boys (51.2%). Vietnam ranked second, with 149 students (36.2%)—77 girls (51.7%) and 72 boys (48.3%).



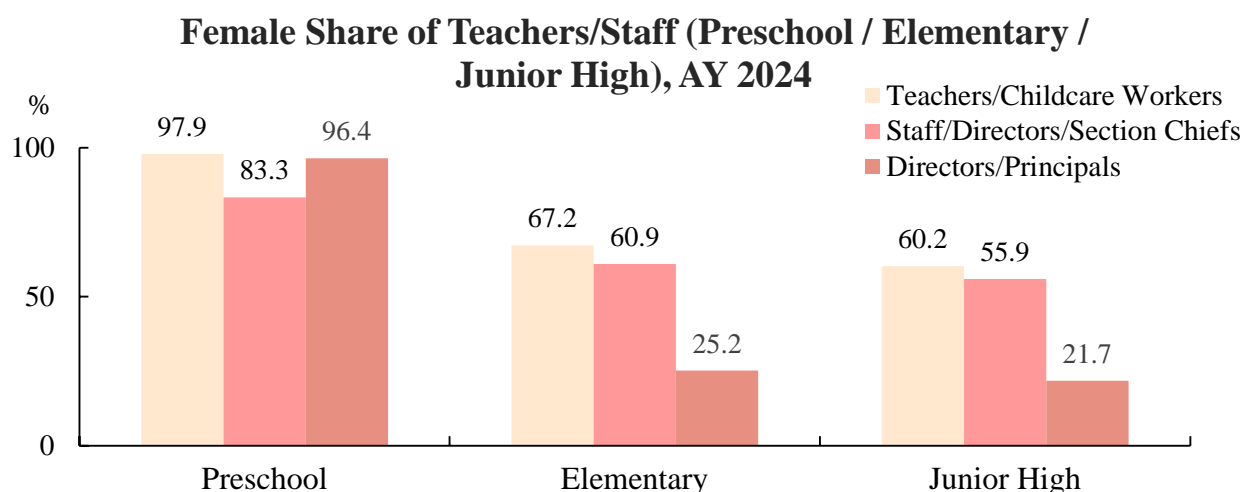
Source: Department of Education, Hualien County Government

Note: “Other” includes Thailand, the Philippines, Cambodia, Japan, Malaysia, the United States, South Korea, Myanmar, Singapore, Canada, and others.

4. Teachers and Staff in Preschools, Elementary, and Junior High Schools

Women account for 96% of preschool directors, but under 30% of elementary and junior high principals

In Academic Year 2024, women made up the majority of teachers and childcare workers at preschools, elementary schools, and junior high schools, with the widest gap at preschools, where men accounted for only 2.1%. Women also comprised 83.3% of preschool staff. At the elementary and junior high levels, women held a higher share of director and section chief posts, though their representation declined with each higher level. Women accounted for 96.4% of preschool directors (men 3.6%), but only 25.2% of elementary principals and 21.7% of junior high principals.



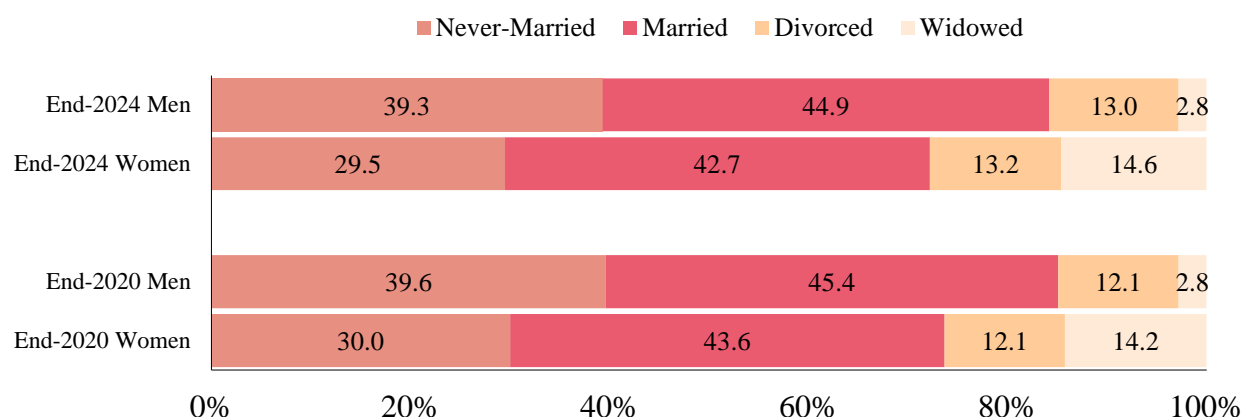
Source: Ministry of Education

5. Marital Status

Among those aged 15 and over, the largest group is married, while nearly 40% of men are never married

At the end of 2024, among residents aged 15 and over, the married group was the largest, at 42.7% for women and 44.9% for men, with the female share 2.2 points lower. Compared with the end of 2020, the married share declined for both sexes (−0.9 p.p. for women and −0.5 p.p. for men). The never-married gap remained wide, with men exceeding women by at least 9.6 points. The divorced share increased for both sexes, by 0.9 points for women and 1.1 points for men.

Marital Status of Population Aged 15 and Over

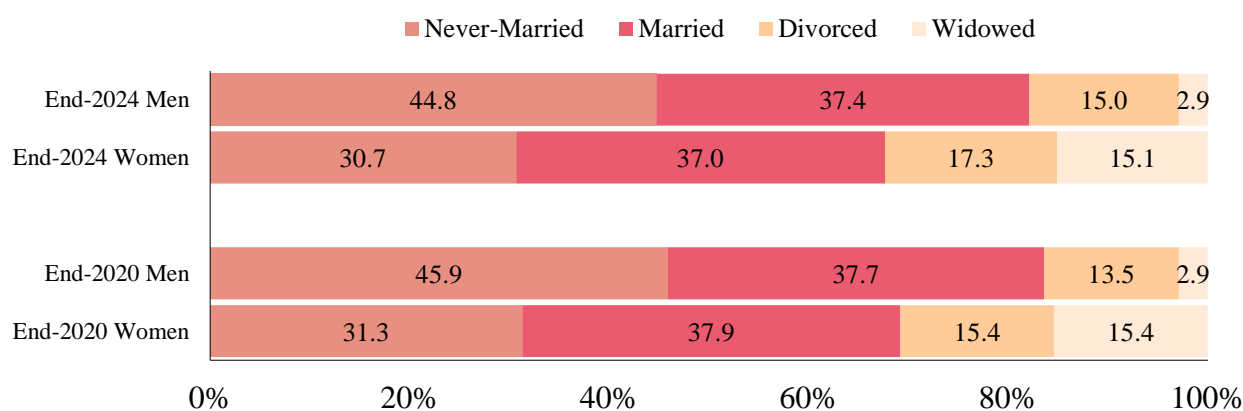


6. Marital Status of the Indigenous Population

Among Indigenous residents aged 15 and over, men are predominantly never married, while women are mostly married

At the end of 2024, among Indigenous residents aged 15 and over, men were predominantly never married, while women were mostly married; the female married share was 0.4 points lower than the male share. Compared with the end of 2020, the never-married share declined slightly for both sexes (−1.1 p.p. for men and −0.6 p.p. for women). The gap in never-married rates remained wide, with men exceeding women by at least 14.1 points. The divorced share increased for both sexes (+1.5 p.p. for men and +1.9 p.p. for women).

Marital Status of Indigenous Population Aged 15 and Over

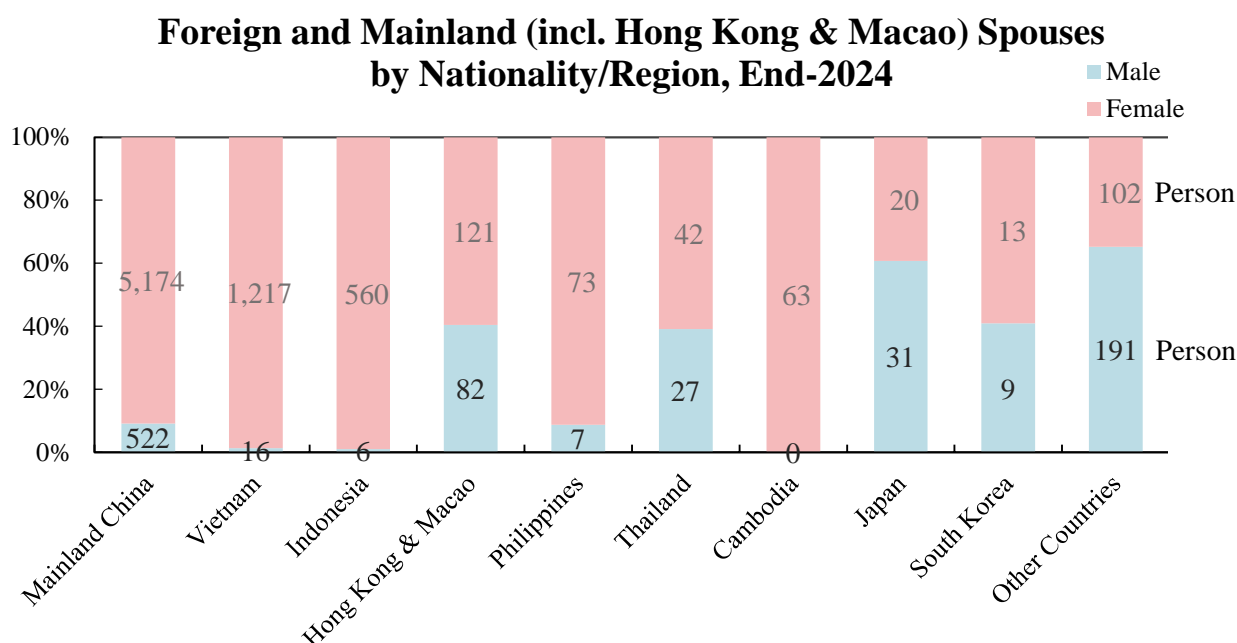


Source: Department of Civil Affairs, Hualien County Government

7. Number of Foreign Spouses and Mainland (Including Hong Kong & Macao) Spouses

Nearly 90% of foreign and mainland spouses (including Hong Kong and Macao) are women; only among Japanese spouses do men outnumber women

At the end of 2024, the county had 8,276 foreign and mainland spouses (including Hong Kong and Macao), equal to 6.7% of the population. Of these, 7,385 were women (89.2%) and 891 were men (10.8%). By nationality or region, spouses from mainland China made up 68.8% (90.8% women), followed by Vietnam at 14.9% (1.3% men) and Indonesia at 6.8% (1.1% men). Among foreign spouses, only Japanese spouses had a higher male share, with men accounting for 60.8%.

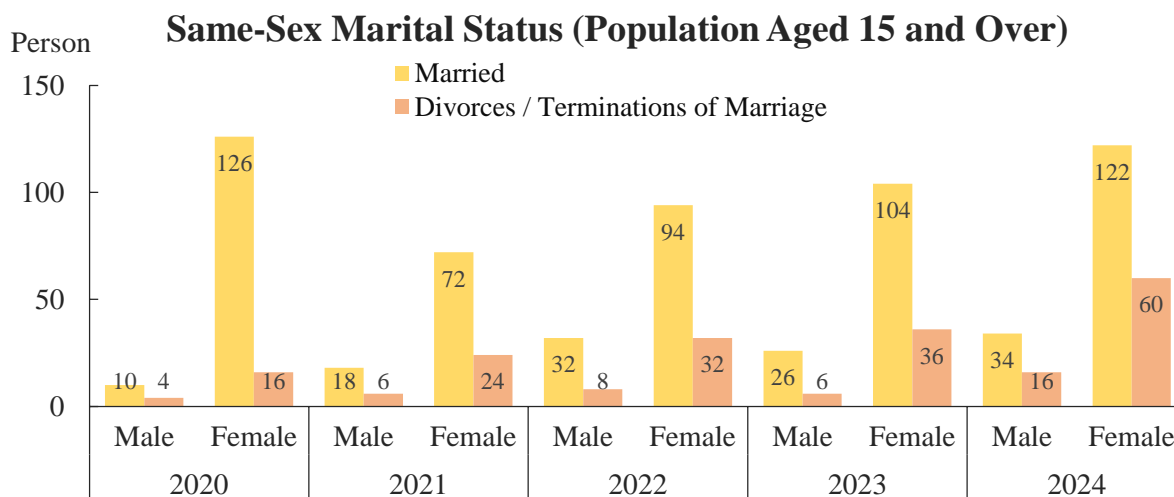


Source: National Immigration Agency, Ministry of the Interior

8. Same-Sex Marriage Status

In same-sex marriages, women constitute the majority of both registrations and divorces/terminations

In 2024, the county recorded 156 same-sex marriage registrations, including 34 men (21.8%) and 122 women (78.2%). There were also 76 divorces or terminations, with 16 men (21.1%) and 60 women (78.9%). Over the past five years, women have comprised the majority of same-sex marriages, though the male share rose by 14.4 points, from 7.4% in 2020 to 21.8% in 2024.

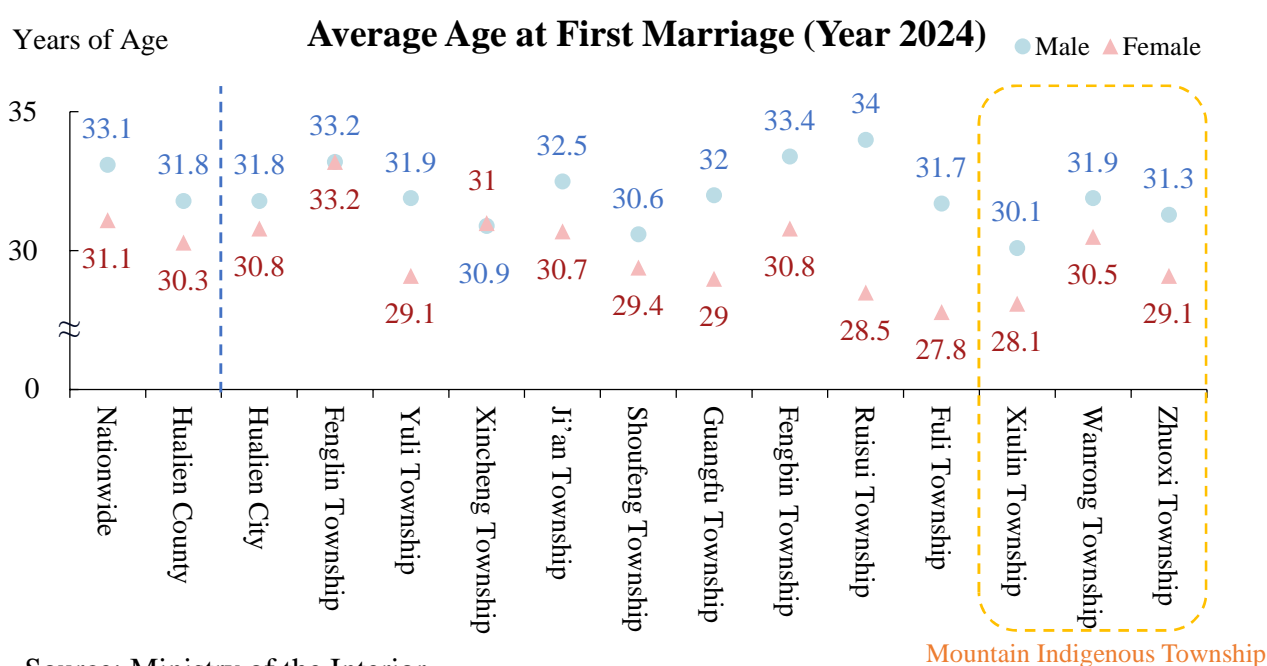


Source: Ministry of the Interior

9. Average Age at First Marriage

The county's average age at first marriage is below the national average, with Xincheng Township the only place where women marry slightly later than men

In 2024, the county's average age at first marriage was 31.8 for men and 30.3 for women, both below the national average. Among the 13 townships and towns, only Xincheng Township saw women (31.0) marrying slightly later than men (30.9). In Fenglin Township, the average was 33.2 for both sexes. Elsewhere, men married at older ages than women, with the widest gender gap in Ruisui Township (5.5 years), followed by Fuli Township (3.9 years).

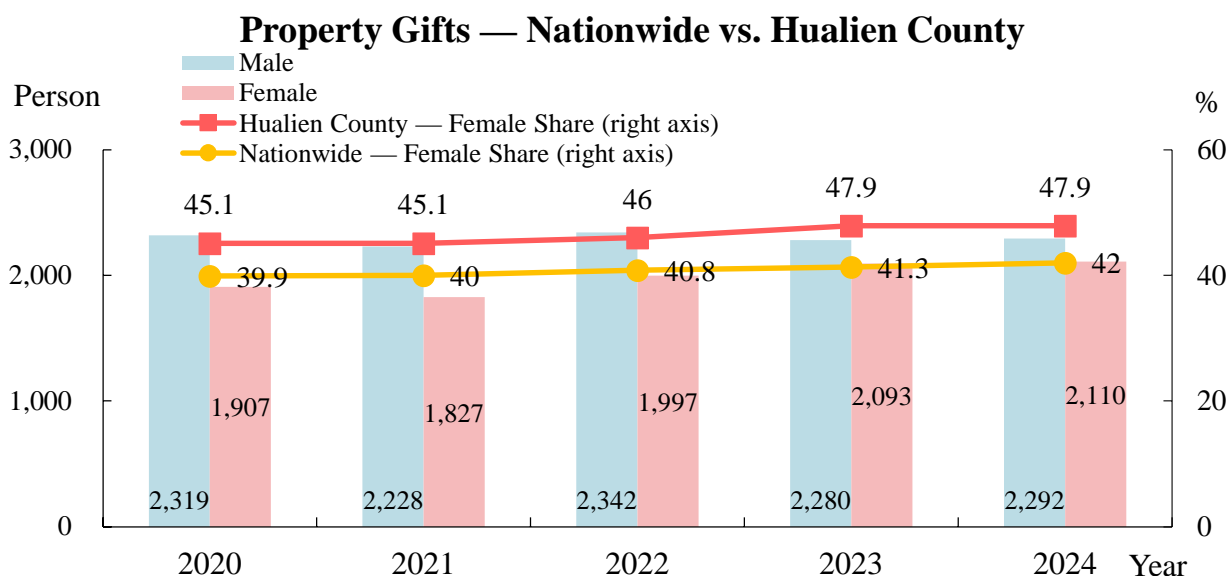


Source: Ministry of the Interior

10. Property Gifts and Inheritance Renunciations

The female share of property gift recipients in the county is above the national average

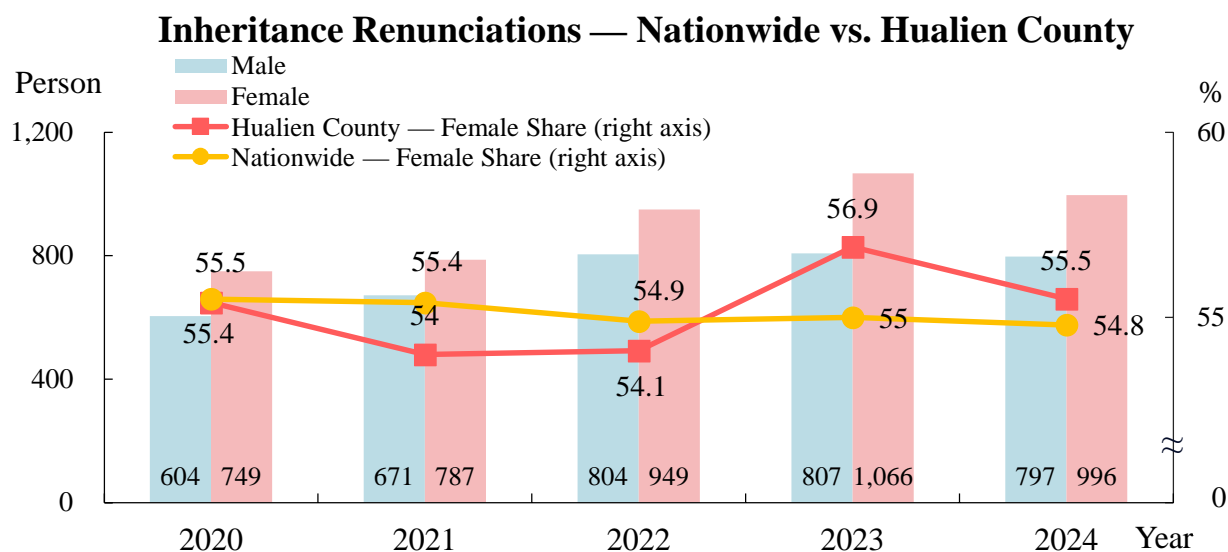
In 2024, the county recorded 4,402 recipients of property gifts: 2,110 women (47.9%) and 2,292 men (52.1%). The female share was above the national average of 42%, having risen by 2.8 points since 2020, and has consistently remained higher than the national level over the past five years.



Source: Ministry of Finance

Women account for more than 55% of inheritance renunciations

In 2024, the county recorded 1,793 inheritance renunciations: 996 by women (55.5%) and 797 by men (44.5%). The female share was above the national figure of 54.8%. Historically, women have accounted for a larger share than men; however, compared with 2023, the female share fell by 1.4 points from 56.9%.



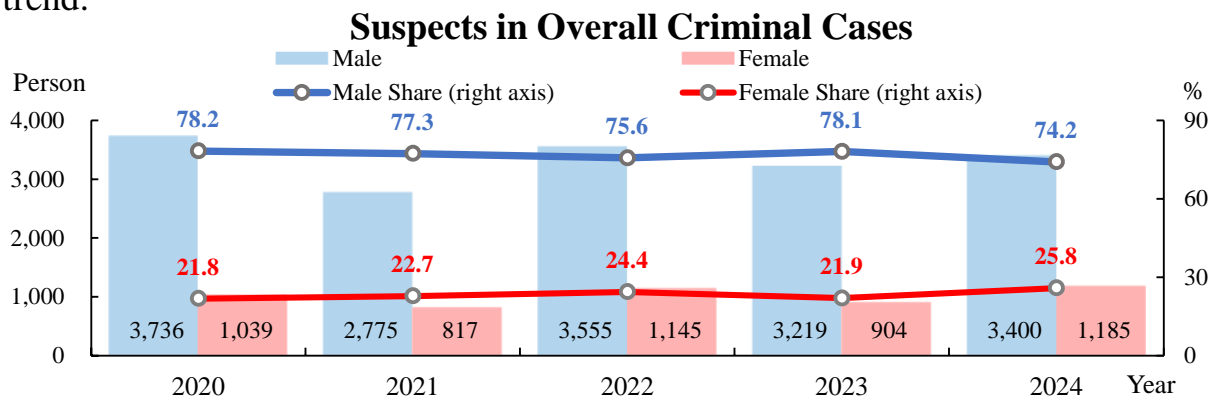
Source: Ministry of Finance

IV. Personal Safety and Justice

1. Overall Criminal Cases

Over 70% of suspects in overall criminal cases are male

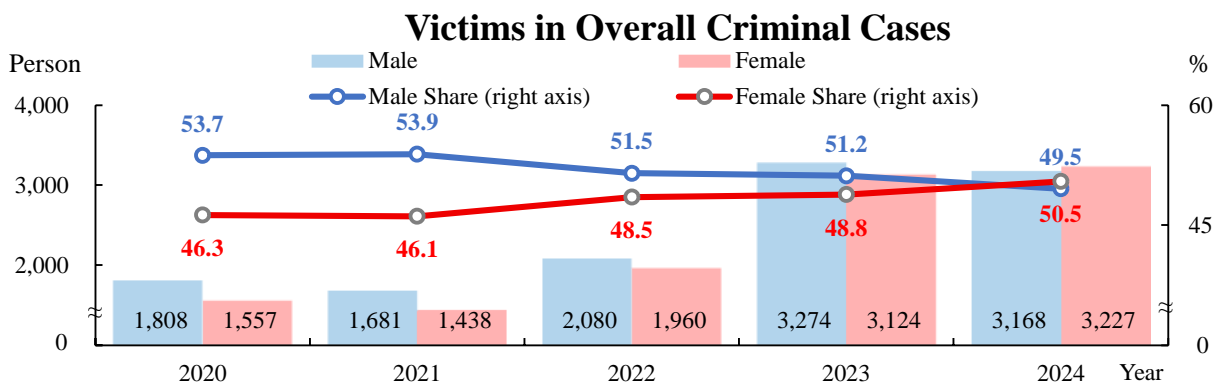
In 2024, Hualien County recorded 4,585 criminal suspects: 3,400 men (74.2%) and 1,185 women (25.8%). Compared with 2023, the number of male suspects rose by 181 (+5.6%) from 3,219, while female suspects increased by 281 (+31.1%) from 904. Over the past five years, men have consistently accounted for more than 70% of suspects, although the female share has shown a gradual upward trend.



Source: National Police Agency, Ministry of the Interior

Over the past five years, the share of female victims in criminal cases increased by 4.2 percentage points; in 2024, their number exceeded that of males for the first time

In 2024, Hualien County recorded 6,395 criminal case victims: 3,168 men (49.5%) and 3,227 women (50.5%). Compared with 2023, the number of male victims declined by 106 (−3.2%), while female victims increased by 103 (+3.3%). Over the past five years, the female share rose from 46.3% to 50.5% (+4.2 percentage points), and in 2024 women outnumbered men for the first time.

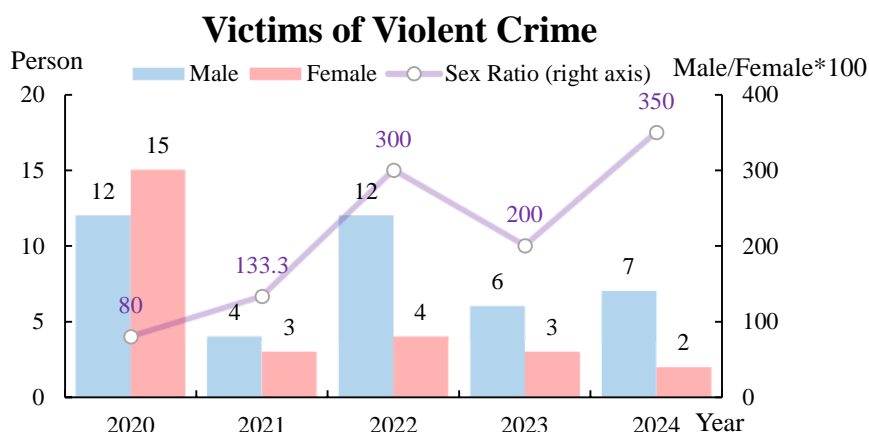


Source: National Police Agency, Ministry of the Interior

2. Violent Crime

The number of violent crime victims has declined sharply compared with five years ago, and men have comprised the majority for the past four years

In 2024, Hualien County recorded 9 victims of violent crime: 2 women (22.2%) and 7 men (77.8%). Compared with 2023, the number of female victims declined by 1 (−33.3%), while male victims increased by 1



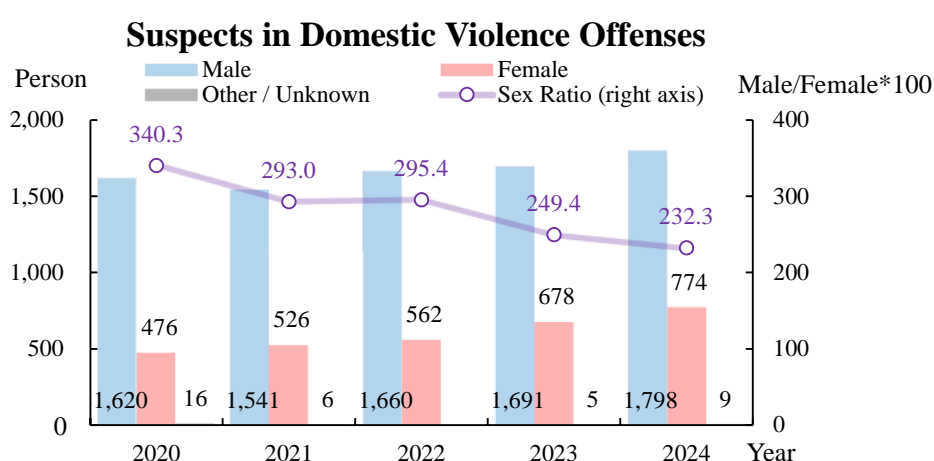
Source: National Police Agency, Ministry of the Interior

(+16.7%). Over the past five years, the number of female victims has shown a steady downward trend. Although the sex ratio has fluctuated, it has remained above 100 since 2021 for four consecutive years, indicating that victims have been predominantly male.

3. Domestic Violence

Over the past five years, suspects in domestic violence offenses have been predominantly male, though the sex ratio has declined year by year

In 2024, Hualien County recorded 3,497 domestic violence reports, an increase of 429 from 3,068 in 2023 (+14.0%). There were 2,581 suspects in total: 774 women (30.0%, +14.2% year on year) and 1,798 men (70.0%,

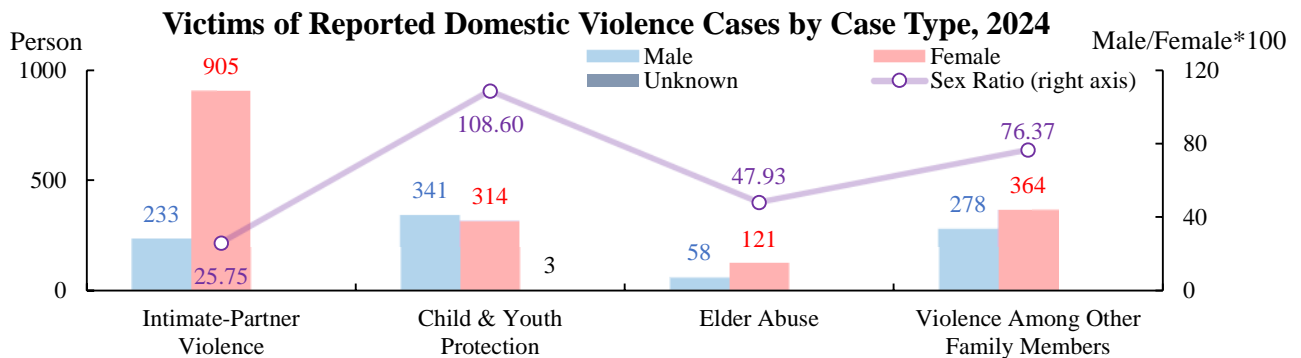


Source: Ministry of Health and Welfare

+6.3% year on year). The sex ratio stood at 232.3, meaning about 2.3 male suspects for every female suspect. Although suspects have remained predominantly male, the ratio has declined year by year.

In 2024, intimate partner violence accounted for the majority of reported domestic violence cases, with female victims outnumbering male victims by roughly four to one

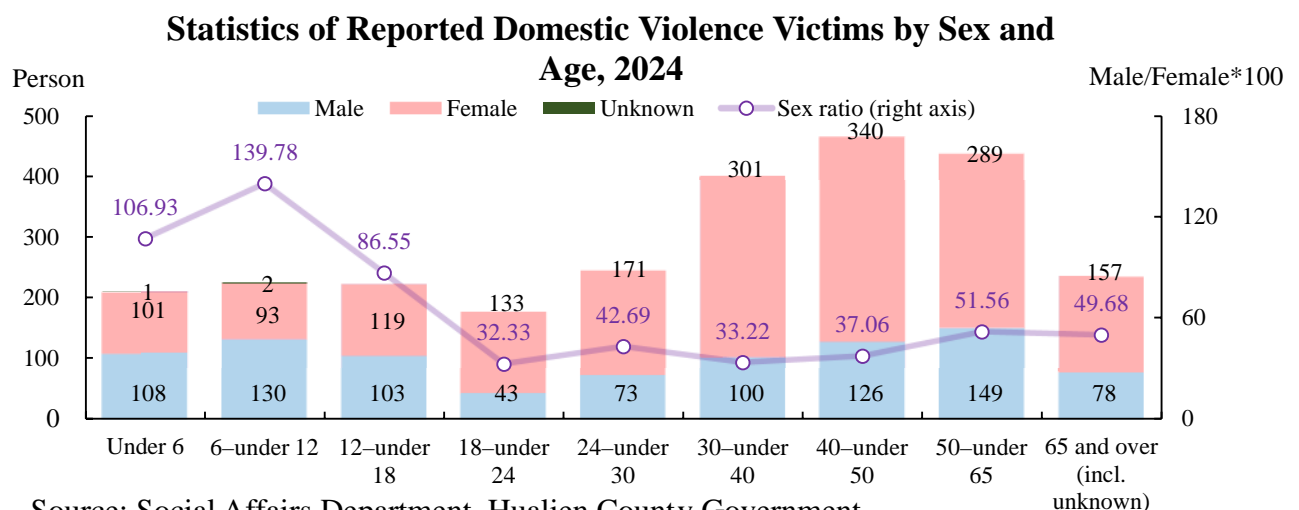
In 2024, Hualien County recorded 2,614 reported victims of domestic violence: 1,704 women (65.2%) and 910 men (34.8%). By case type, the largest category among male victims was child and youth protection (341 victims), while among female victims it was intimate partner violence (905 victims). Overall, the number of female victims was about four times that of males.



Source: Department of Social Affairs, Hualien County Government

Among domestic violence victims, the share of children and youth has increased over the past four years

In 2024, Hualien County reported 435 child victims under age 12, including 3 with sex not specified, accounting for 16.6% of all victims. Male child victims totaled 238, outnumbering female child victims at 194; this was the only age group in which males exceeded females, whereas in all other age groups females predominated. The number of child victims has risen steadily in recent years, from 256 in 2021 to 288 in 2022, 333 in 2023, and 435 in 2024. Over this four-year period, male child victims increased by 94 (from 144 to 238), a rise of 65.3%, while female child victims increased by 82 (from 112 to 194), a rise of 73.2%.

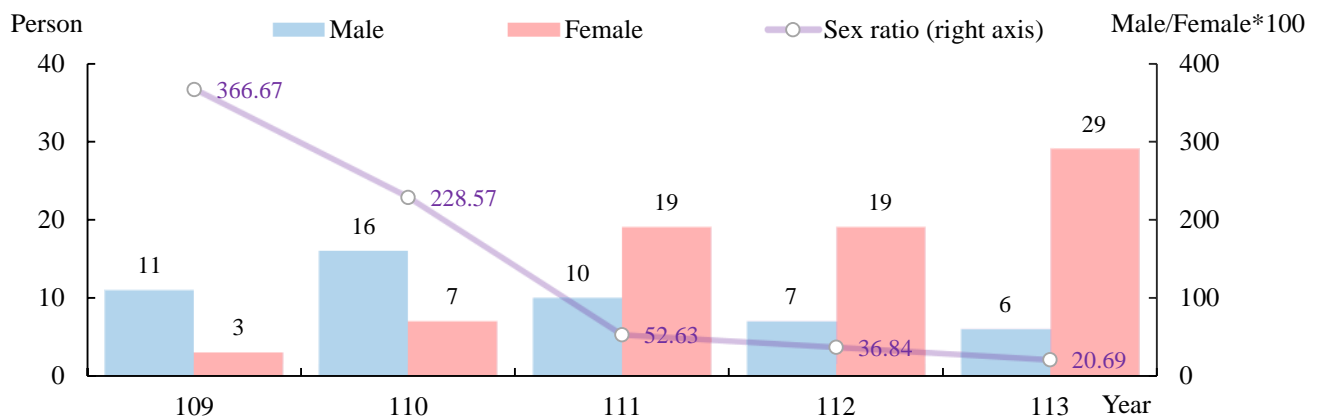


Source: Social Affairs Department, Hualien County Government

Women constitute the majority of victims in same-sex intimate partner violence, with the highest share observed among Indigenous women; the most common victim–perpetrator relationship is cohabiting partners

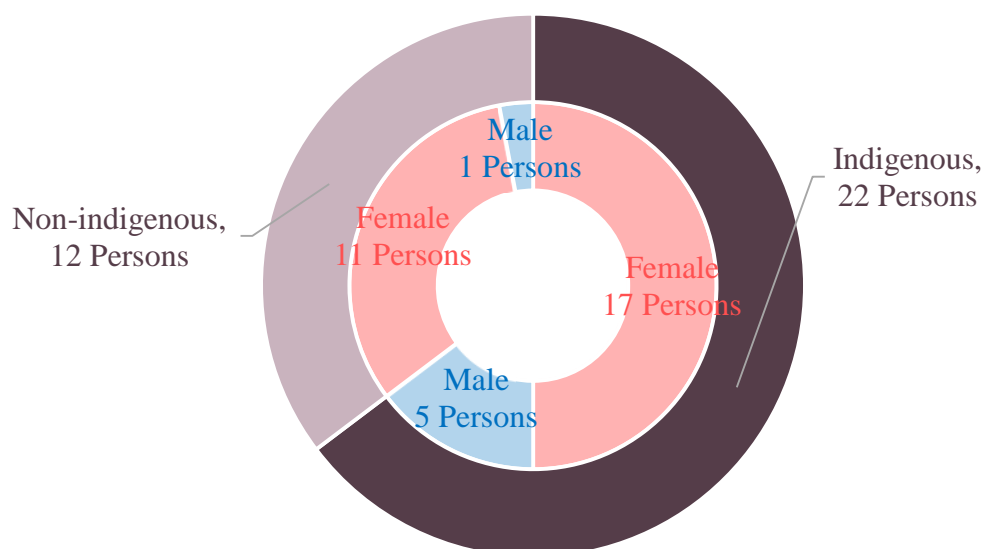
In 2024, Hualien County recorded 35 victims of same-sex intimate partner violence: 29 women (82.9%) and 6 men (17.1%). The number of female victims has increased in recent years, and the sex ratio (male ÷ female × 100) declined from 366.7 in 2020 to 20.7 in 2024. By ethnicity, 22 victims were Indigenous (62.9%), including 17 Indigenous women, who accounted for nearly half of all same-sex intimate partner violence victims (48.6%).

Reported Victims in Same-Sex Intimate Partner Violence Cases



Source: Ministry of Health and Welfare

Reported Victims of Same-Sex Intimate Partner Violence in 2024 by Ethnic Group and Gender

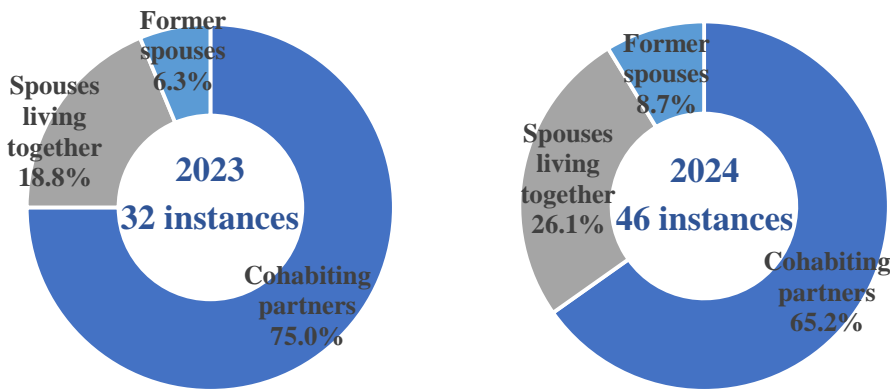


Source: Ministry of Health and Welfare

Note: Excludes 1 person of unknown ethnicity

In 2024, Hualien County recorded 46 cases of same-sex intimate partner violence, an increase of 14 from 2023 (+43.8%). By victim – perpetrator relationship, cohabiting partners accounted for the largest share, with 30 cases (65.2%), including 18 involving current cohabiting partners and 12 involving former cohabiting partners. Spouses living together ranked second with 12 cases (26.1%), followed by former spouses with 4 cases (8.7%).

Relationship Between Victims and the Other Party in Reported Same-Sex Intimate Partner Violence Cases



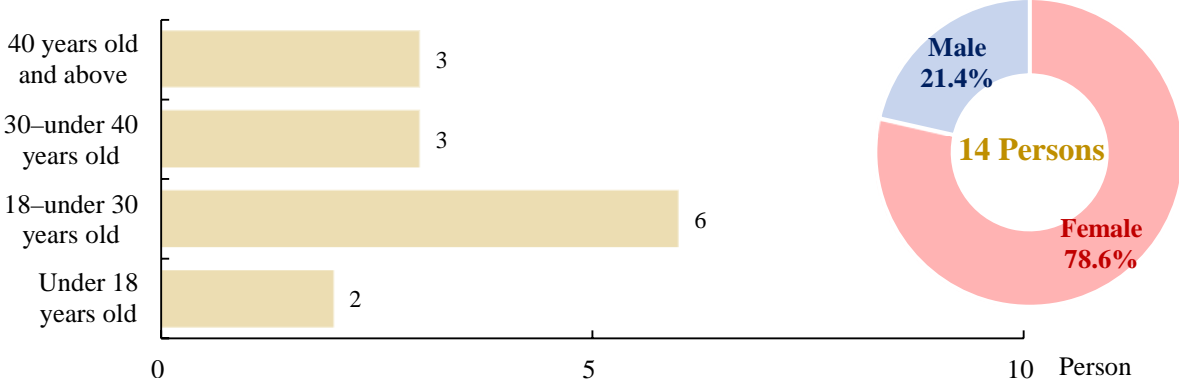
Source: Ministry of Health and Welfare

4. Sexual Harassment

Nearly 80% of sexual harassment victims are women, with the largest share aged 18 to under 30

In 2024, Hualien County confirmed 14 sexual harassment cases, involving 11 women (78.6%) and 3 men (21.4%). Numbers declined for both sexes compared with 2023 (men 2, women 19). By age, the largest group was 18 to under 30 (6 persons, 42.9%), followed by 30 to under 40 and 40 and above (3 persons each, 21.4%).

Survey Results of Established Sexual Harassment Complaints in 2024 Victim Profile

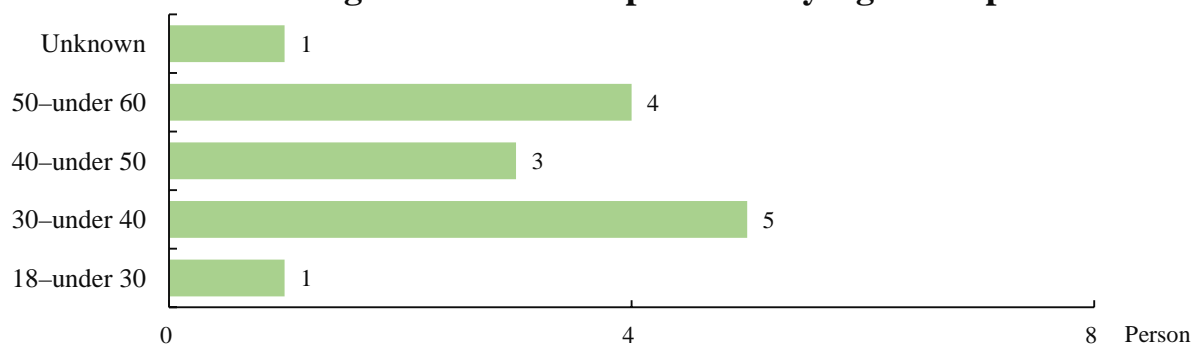


Source: Ministry of Health and Welfare

The majority of sexual harassment suspects are male, with the largest age group being 30 to under 40

In 2024, the county recorded 14 perpetrators in confirmed sexual harassment cases, including one of unknown gender. Among identified cases, 12 were men (85.7%) and 1 was a woman (7.1%), continuing the five-year pattern in which perpetrators have been predominantly male. By age, the largest group was 30 to under 40 (5 persons, 35.7%), followed by 50 to under 65 (4 persons, 28.6%). These figures indicate that middle-aged men remain the primary group among confirmed offenders.

**Investigated Sexual Harassment Complaints in 2024:
Findings Confirmed Perpetrators by Age Group**

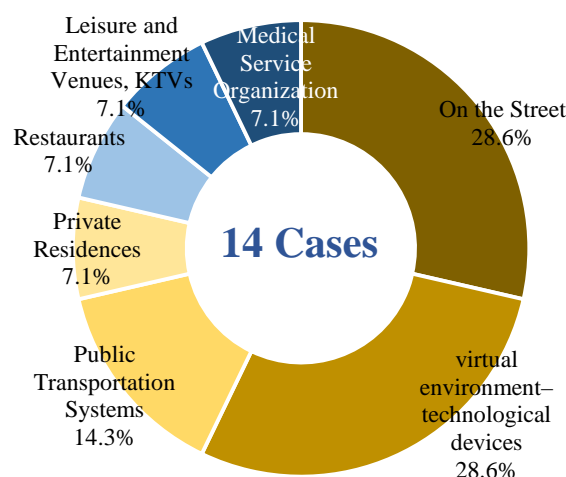


Source: Ministry of Health and Welfare

The most common locations for sexual harassment incidents are “virtual environments/technological devices” and “roads”

In 2024, among the 14 confirmed sexual harassment cases by location, the most frequent were “virtual environments/technological devices” and “on the street,” with 4 cases each (28.6%). Public transportation ranked next with 2 cases (14.3%).

Statistics on Locations Where Sexual Harassment Complaints Were



Source: Department of Social Affairs, Hualien County Government

Most common types of harassment: “Opportunistic kissing, hugging, or touching of breasts, buttocks, or other private parts,” and “Displaying or circulating pornographic images or harassing messages”

In 2024, analysis of confirmed sexual harassment cases by behavior showed that the two most common types were “opportunistic kissing, hugging, or touching of the breasts, buttocks, or other private parts” and “display or circulation of pornographic images or harassing text,” with 5 cases each (35.7%). Cumulatively, over the past five years, opportunistic intimate touching accounted for the largest share at 34.6%, followed by display or circulation of pornographic images or harassing text at 22.2%. The latter rose by 5.9 percentage points from 16.3% in the preceding four-year total, marking the largest increase among behavior categories.

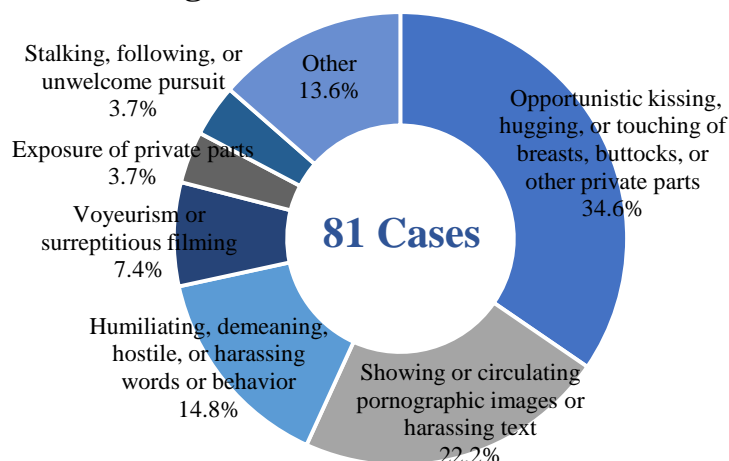
Confirmed Sexual Harassment Cases — Behavior Types and Victim Statistics

Unit: cases

Behavior Type	Total		Humiliating, demeaning, hostile, or harassing words or behavior		Stalking, following, or unwelcome pursuit		Voyeurism or surreptitious filming		Showing or circulating pornographic images or harassing text		Exposure of private parts		Opportunistic kissing, hugging, or touching of breasts, buttocks, or other private parts		Other	
	Male	Female	Male	Female	Male	Female	Male	Female	Male	Female	Male	Female	Male	Female	Male	Female
2020	3	14	-	-	1	-	-	2	2	3	-	-	-	7	-	2
2021	1	18	-	3	-	1	-	-	1	4	-	1	-	6	-	3
2022	-	10	-	1	-	-	-	2	-	-	-	1	-	4	-	2
2023	2	19	2	5	-	1	-	1	-	3	-	-	-	6	-	3
2024	3	11	-	1	-	-	1	-	1	4	-	1	1	4	-	1

Source: Social Affairs Department, Hualien County Government

Statistics on Behavioral Patterns of Sexual Harassment Complaints Investigated and Found Valid in the Past Five Years



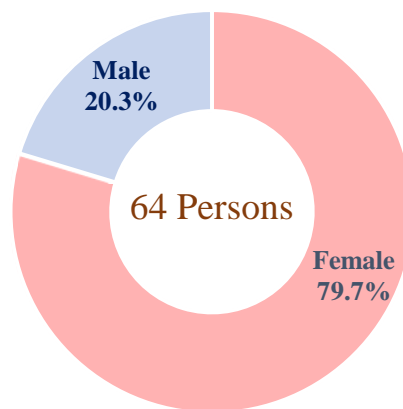
Source: Social Affairs Department, Hualien County Government

5. Stalking

Nearly 80% of victims in cases handled under the Anti-Stalking and Harassment Act are women, and communication harassment is the most prevalent behavior

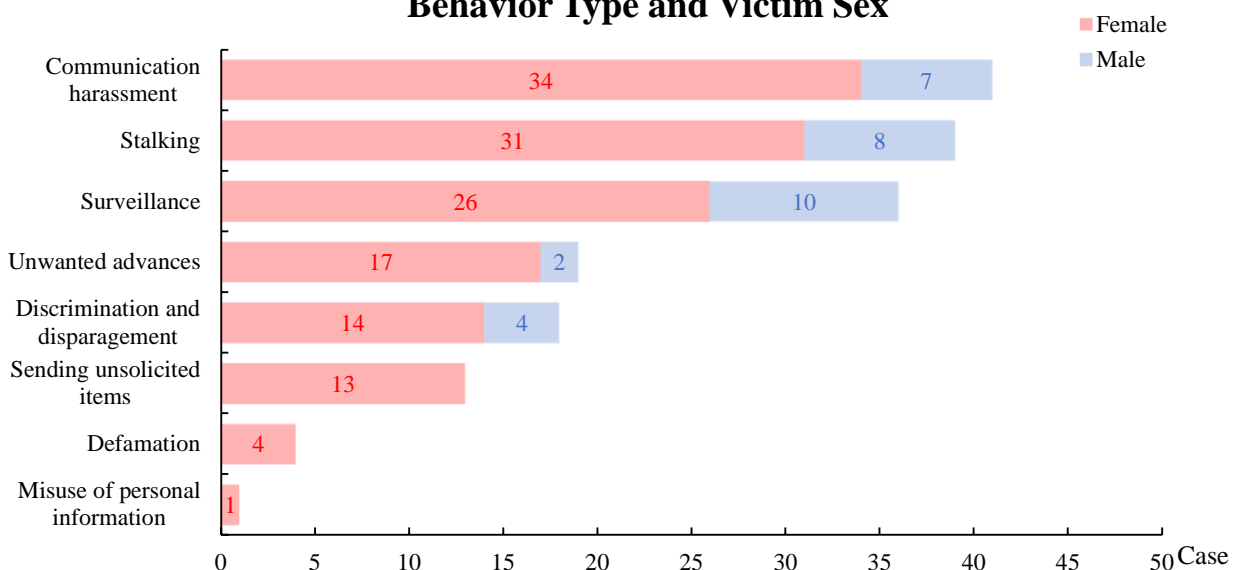
In 2024, police agencies handled 64 cases under the Stalking and Harassment Prevention Act, involving an equal number of victims: 51 women (79.7%) and 13 men (20.3%). A total of 171 stalking-related incidents were reported. By behavior type, communication harassment accounted for 41 incidents (24.0%), stalking and tailing for 39 (22.8%), and surveillance and observation for 36 (21.1%); together, these three categories comprised approximately 68% of all incidents.

Statistics on Victims of Stalking and Harassment Cases Handled in 2024



Source: Hualien County Police Bureau

Stalking and Harassment Cases Handled in 2024, by Behavior Type and Victim Sex



Source: Hualien County Police Bureau

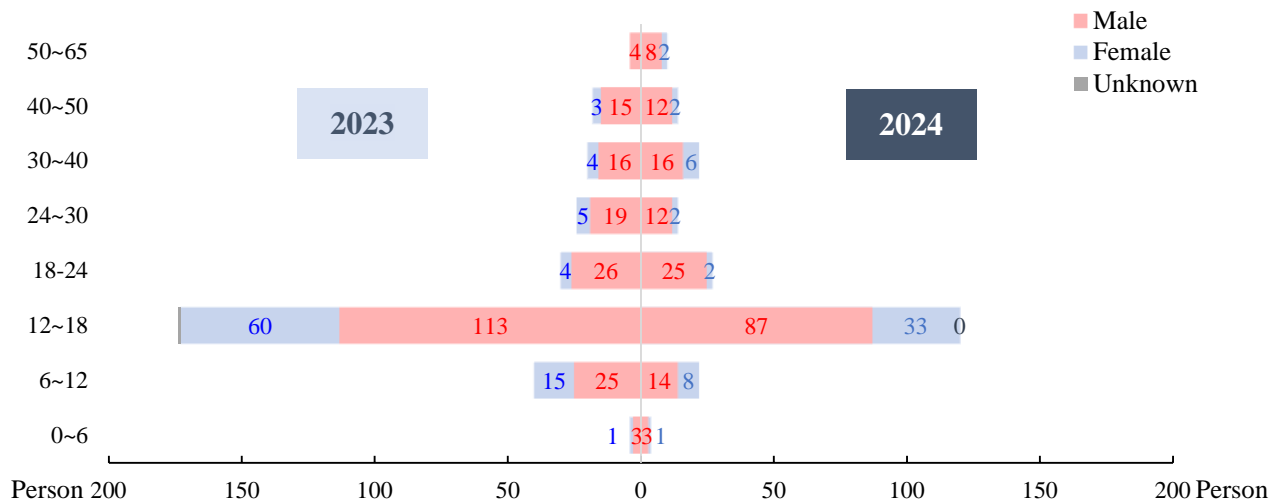
Note: Each case may involve multiple types of victimization, each counted separately.

6. Sexual Assault

Over 70% of sexual assault victims are female, and more than 60% of all victims are minors

In 2024, the county recorded 236 sexual assault victims: 180 women (76.3%) and 56 men (23.7%). By age, the largest group for both sexes was 12 to under 18, with 87 females (48.3% of female victims) and 33 males (59.0% of male victims).

Age Distribution of Victims in Reported Sexual Assault Cases



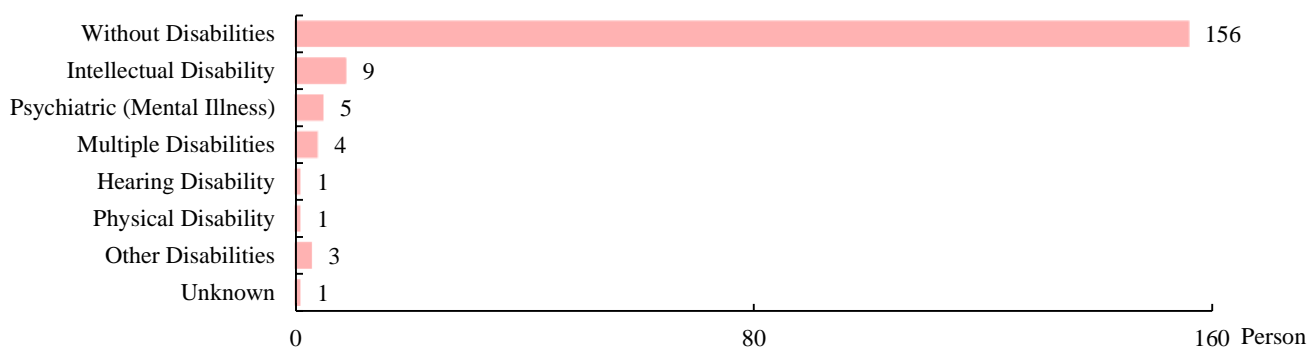
Source: Ministry of Health and Welfare

Note: In 2023 and 2024, there were 1 and 3 female victims, respectively, whose ages were unknown.

About 13% of female sexual assault victims are persons with disabilities

In 2024, among female sexual assault victims reported in the county, 156 (86.7%) were without disabilities and 23 (12.8%) were persons with disabilities. The share of victims with disabilities increased by 2.4 percentage points from 10.4% in 2023.

Overview of Female Sexual Assault Victims Reported in 2024 by Disability Status

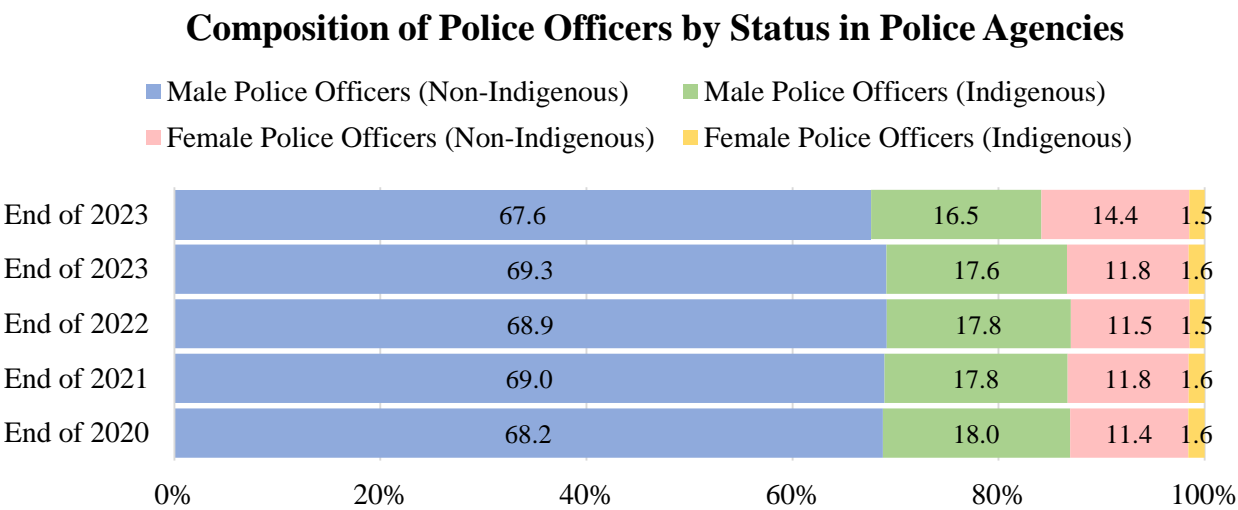


Source: Ministry of Health and Welfare

7. Police Agencies: Personnel Overview

Over the past five years, the share of female police officers has trended upward

At the end of 2024, by Indigenous status and sex, female police officers with Indigenous status accounted for 1.5% and those without Indigenous status for 14.4%; male police officers with Indigenous status accounted for 16.5% and those without Indigenous status for 67.6%. Compared with the end of 2020, the share of female police officers increased by 2.9 percentage points. By status, the proportion of Indigenous police officers (both men and women) showed a downward trend, declining by 1.5 percentage points.



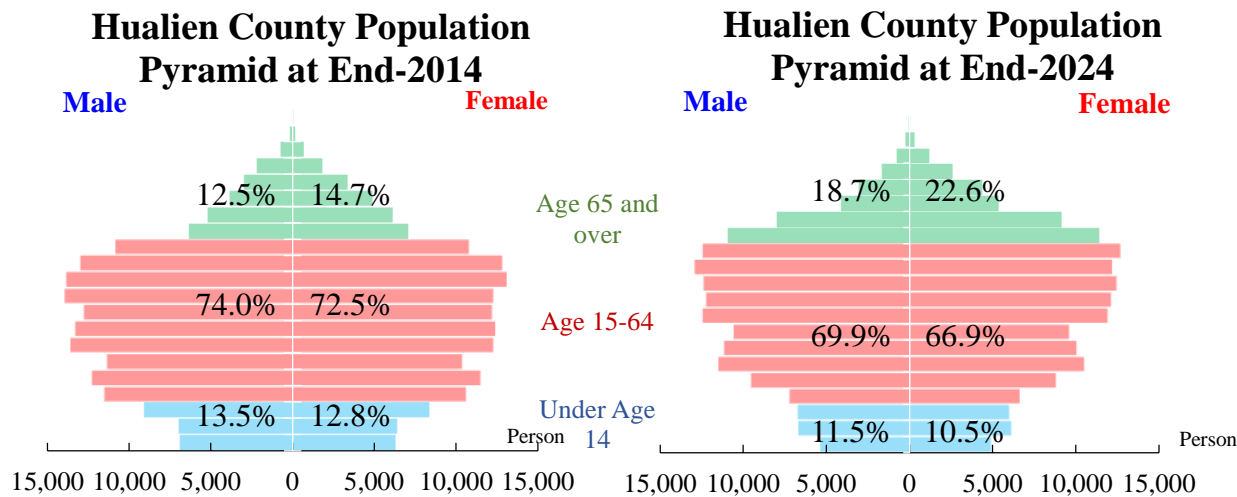
Source: National Police Agency, Ministry of the Interior

V. Health, Medical Care, and Social Support

1. Population Age Structure

The share of older adults is steadily climbing, led by the sharpest rise among women

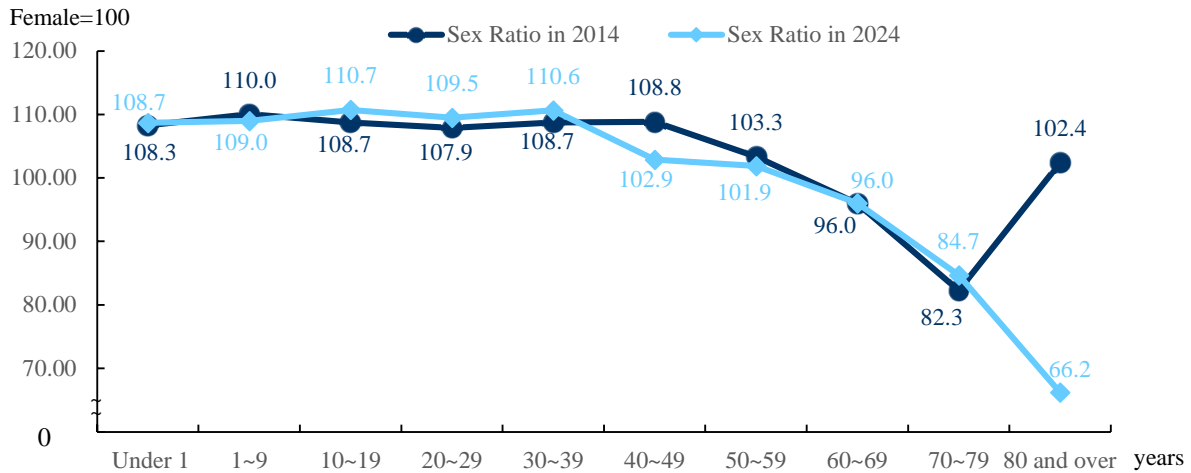
Over the past decade, Hualien County’s population pyramid has undergone significant changes. By the end of 2024, the number of children aged 0 to 14 had declined, reflecting lower birth rates. In contrast, the proportion of older adults aged 65 and above increased, rising by 6.2 percentage points among men and 7.9 percentage points among women, highlighting the growing challenge of population aging. At the same time, the working-age population aged 15 to 64 also declined, falling by 4.1 percentage points for men and 5.6 percentage points for women, signaling a gradual contraction of the labor force.



Source: Ministry of the Interior

Over the past decade, the sex ratio by age group has shifted in several ways. It declined among children aged 1 to 9 and adults aged 40 to 59, but inched upward among those in the young-adult and prime-working ages of 10 to 39. For older adults, the ratio for ages 70 to 79 rose by 2.4. The sharpest change occurred in the 80-and-over group, where the sex ratio dropped by 36.2 to 66.2, reflecting a marked increase in the share of elderly women.

Sex Ratio by Age Group over the Past 10 Years



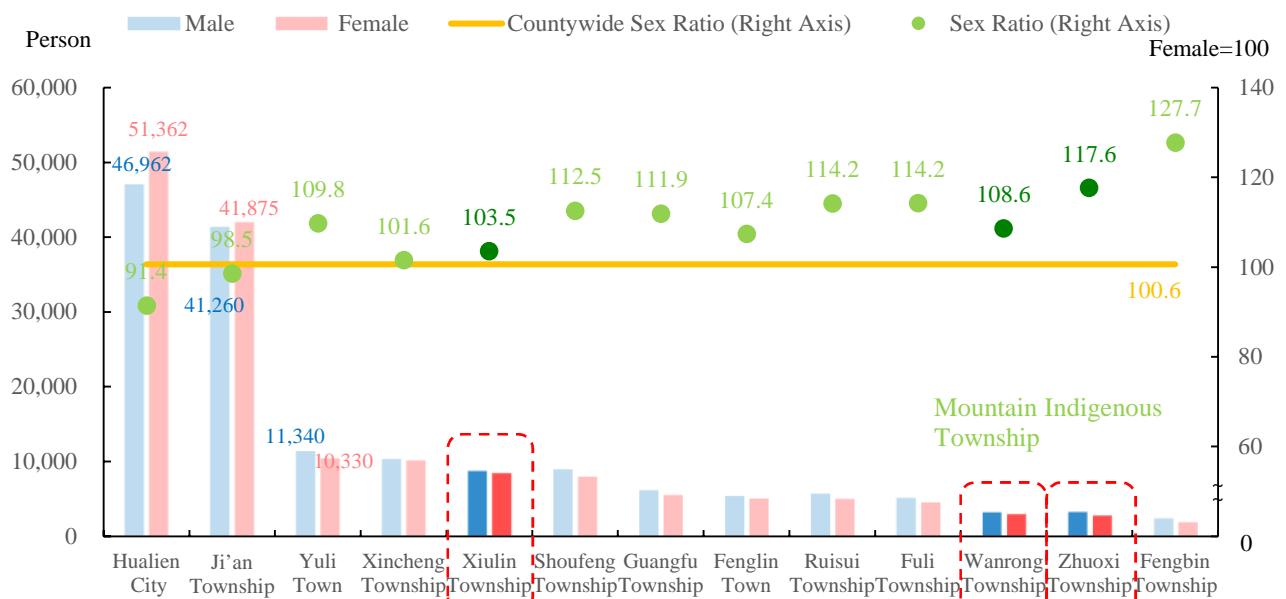
Source: Ministry of the Interior

2. Population by Township/City

Women outnumber men in urban areas, while men outnumber women in rural areas

By the end of 2024, Hualien City had the largest population with 98,324 residents (31.2%), followed by Ji'an Township with 83,135 (26.4%) and Yuli Township with 21,670 (6.9%). Only Hualien City and Ji'an Township had more women than men, both recording sex ratios below the county average. In contrast, all other townships had more men than women, with sex ratios above the county average; Fengbin Township was the highest at 127.73.

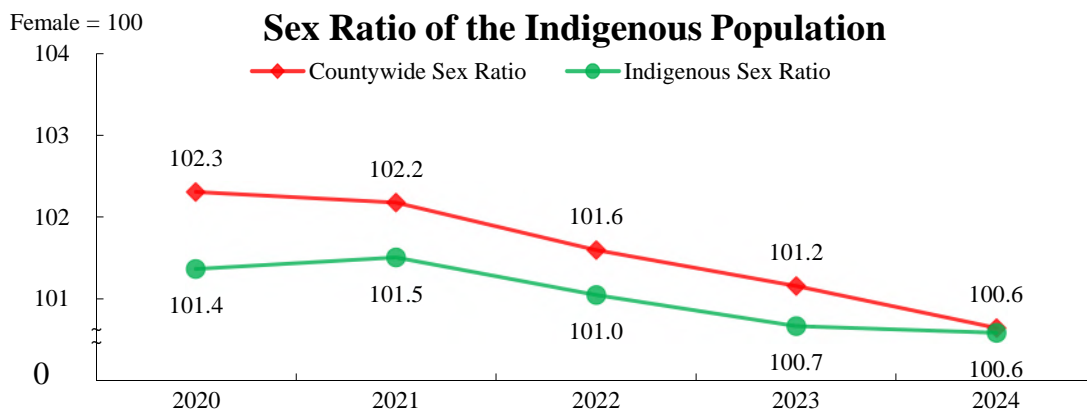
Population of Each Township and City at the End of 2023



3. Indigenous Population

The sex ratio among Indigenous residents is close to 100, indicating near parity between men and women

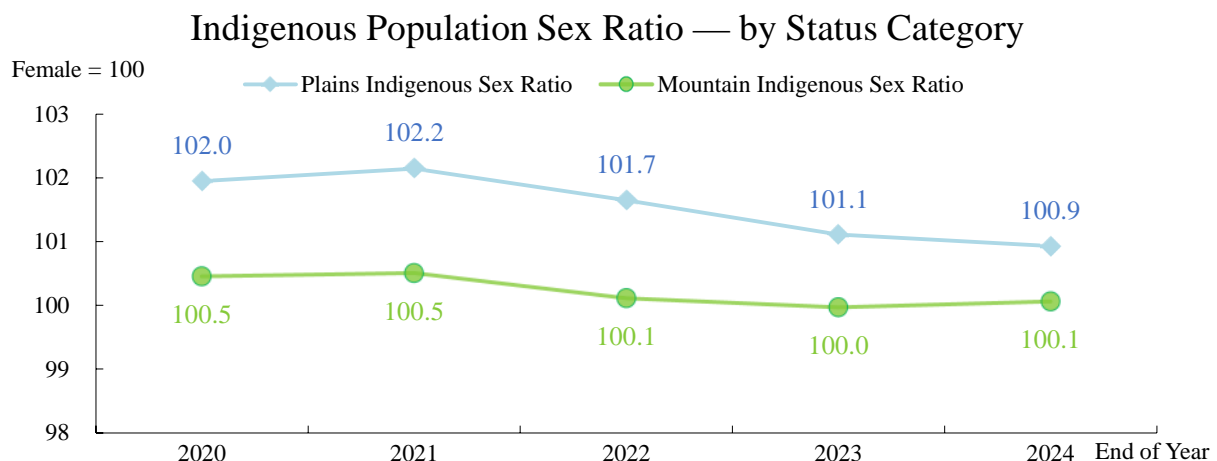
By the end of 2024, Hualien County's Indigenous population numbered 94,134, comprising 46,930 women (49.9%) and 47,204 men (50.1%), with a sex ratio of 100.6 (men per 100 women). In recent years, the Indigenous sex ratio has been slightly below the county average, but the gap has narrowed, and by the end of 2024, both were identical at 100.6.



Source: Department of Household Registration, Ministry of the Interior

The sex ratio among mountain Indigenous peoples is lower than that of plains Indigenous peoples

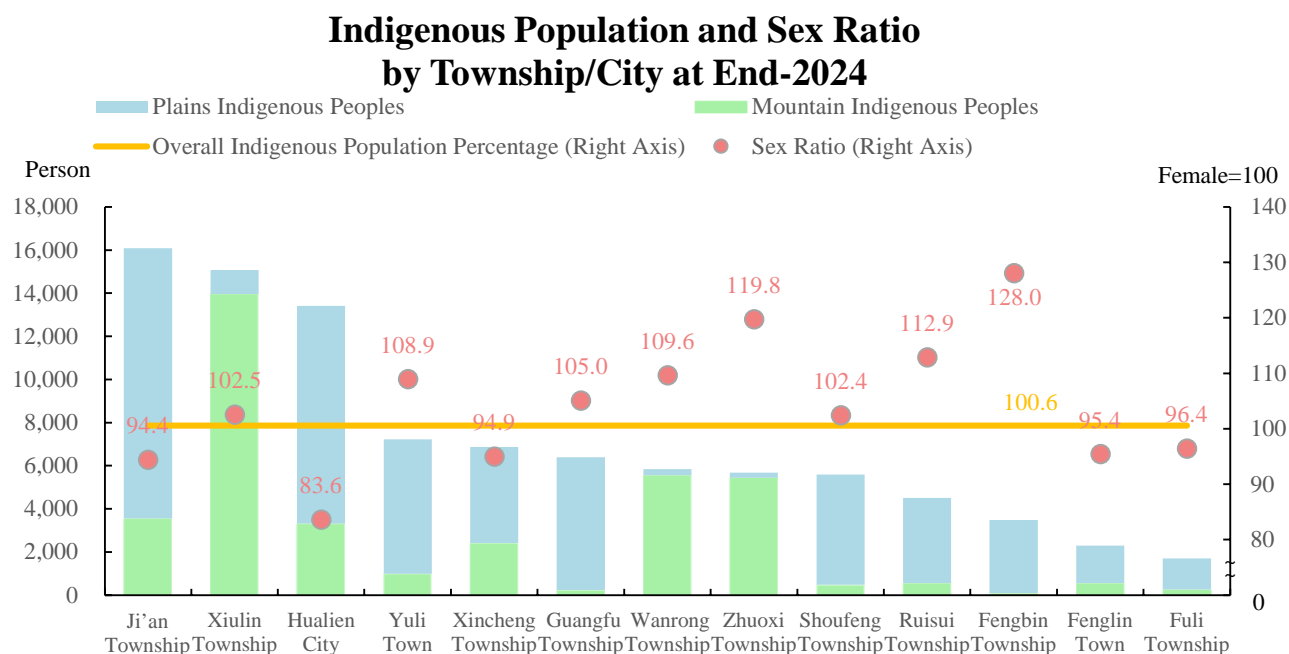
By status category, at the end of 2024, Hualien County had 56,718 plains Indigenous residents, including 28,228 women (49.8%) and 28,490 men (50.2%), for a sex ratio of 100.9, slightly down from 101.1 in 2023. The mountain-area Indigenous population numbered 37,416, with 18,702 women (50.0%) and 18,714 men (50.0%), giving a sex ratio of 100.1. Over the past five years, the mountain-area ratio has consistently been lower than that of the plains Indigenous population, although the gap has gradually narrowed.



Source: Department of Household Registration, Ministry of the Interior

In all mountain Indigenous townships, sex ratios are higher than the overall Indigenous average; however, Fengbin Township, a plains Indigenous township, records the highest ratio

By township and city, Ji'an had the largest Indigenous population in 2024 with 16,087 residents (17.1%), followed by Xiulin with 15,074 (16.0%) and Hualien City with 13,404 (14.2%). Among all areas, the Indigenous sex ratio was lowest in Hualien City at 83.6 and highest in Fengbin Township at 128.0.



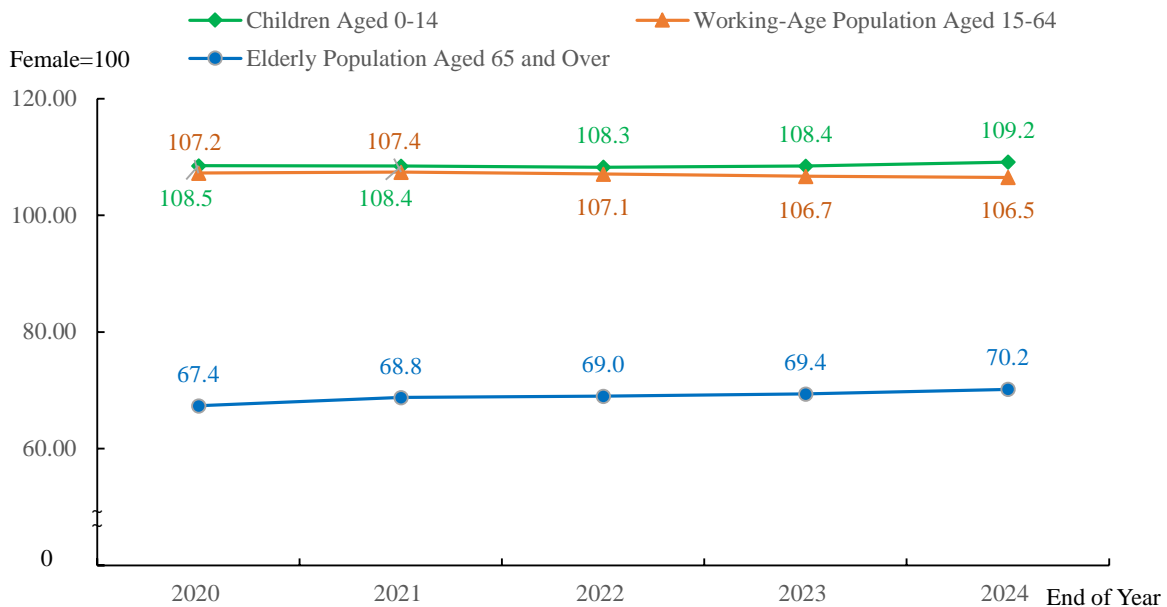
Source: Department of Civil Affairs, Hualien County Government

4. Sex Ratio by Age Group of the Indigenous Population

The sex ratio among Indigenous seniors is relatively low, but it has shown an upward trend in recent years

From 2020 to 2024, sex ratios among Hualien County's Indigenous children and working-age population changed very little, with children ranging from 107.2 to 109.2 and the working-age group from 106.5 to 108.5. In contrast, the sex ratio for those aged 65 and above increased from 67.4 at the end of 2020 to 70.2 at the end of 2024, reflecting a steady upward trend.

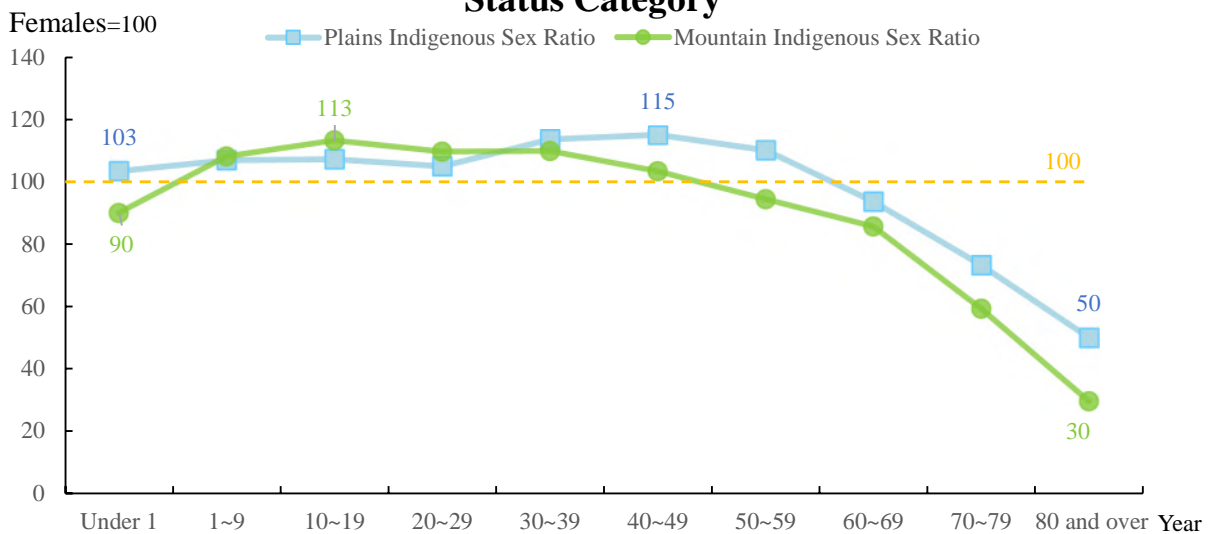
Sex Ratio by Age Structure of Indigenous Population



Source: Department of Household Registration, Ministry of the Interior

In 2024, a comparison of plains and mountain Indigenous groups shows that for ages under 50, except for mountain Indigenous infants under age one, the sex ratio generally reflects more men than women. The imbalance is most pronounced at ages 40 to 49, where the Plains Indigenous sex ratio reaches 115. After age 40, the ratio declines steadily with age in both groups. Among those aged 80 and above, it falls to just 30 for mountain Indigenous residents and 50 for plains Indigenous residents, indicating a much larger number of elderly women than men.

Indigenous Population Sex Ratio in 2024 — by Age and Status Category

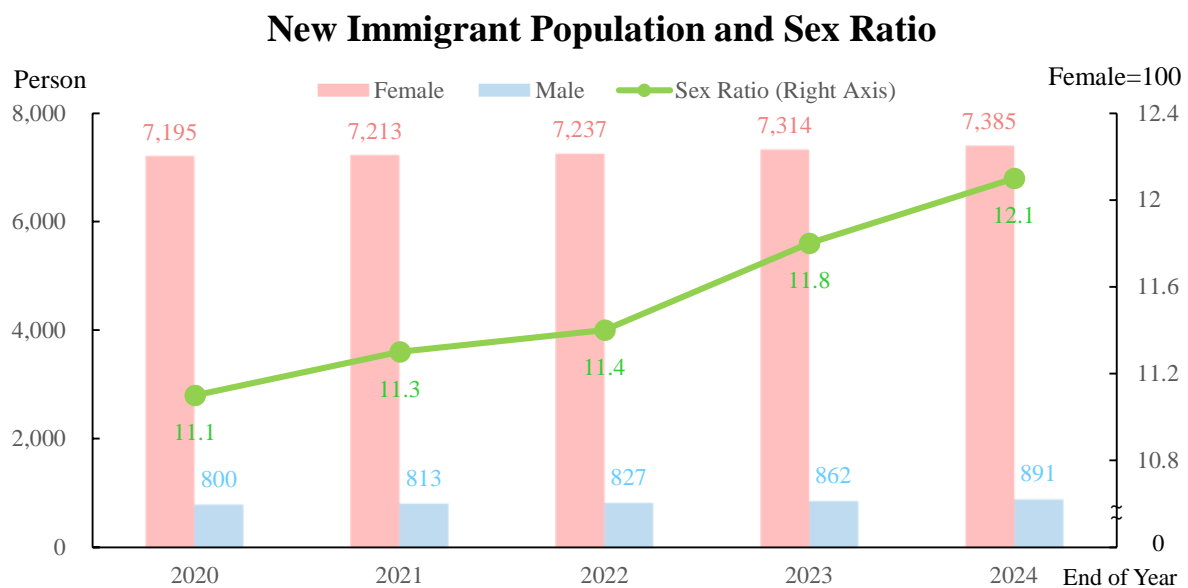


Source: Department of Household Registration, Ministry of the Interior

5. New Immigrant Population

Women continue to make up the majority of new immigrants, though the proportion of men has increased for five consecutive years

By the end of 2024, Hualien County had 8,276 new immigrants, including 7,385 women (89.2%) and 891 men (10.8%), giving a sex ratio of 12.1. In recent years, the numbers of both women and men have increased, but male growth has outpaced female growth, pushing the sex ratio upward year by year.



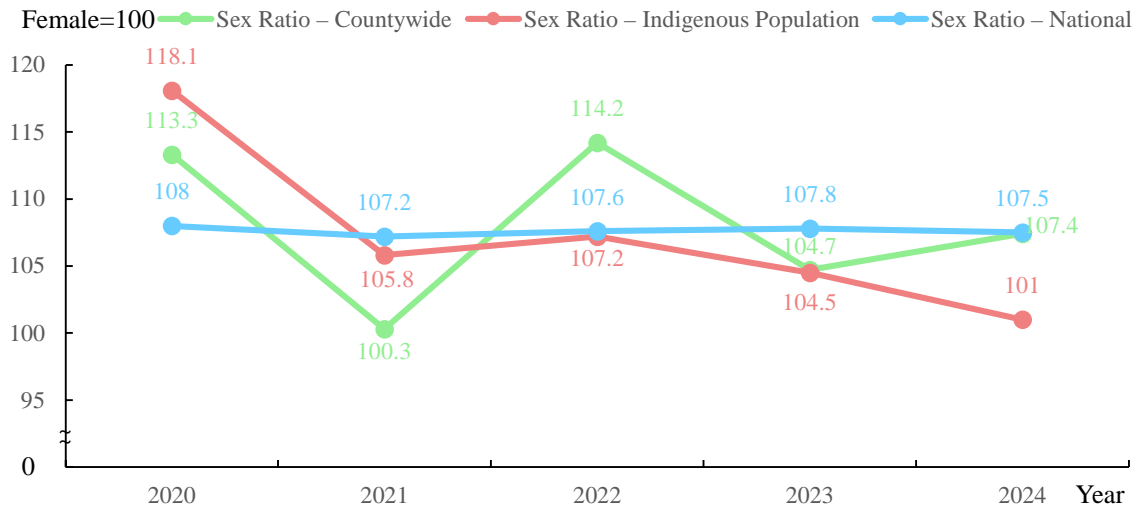
Source: National Immigration Agency and Department of Household Registration, Ministry of the Interior

6. Fertility Overview

The sex ratio at birth among Indigenous infants has continued to decline over the past five years

In 2024, Hualien County recorded 1,784 live births, with a sex ratio of 107.4, down 5.9 points from 2020. Male births declined from 1,132 in 2020 to 924 in 2024, a decrease of 18.4%, while female births fell from 999 to 860, a decrease of 13.9%. Indigenous infants made up 47.1% of all births in 2024. Over the past five years, Indigenous births shifted from 482 boys and 408 girls in 2020 (sex ratio 118.1) to 422 boys and 418 girls in 2024 (sex ratio 101), a drop of 17.1 points. Compared with the national pattern, which has remained close to 107, the county's infant sex ratio has fluctuated more sharply, ranging from 100.3 in 2021 to 114.2 in 2022, with the Indigenous ratio showing an even steeper decline from 118.1 to 101.

Sex Ratio at Birth

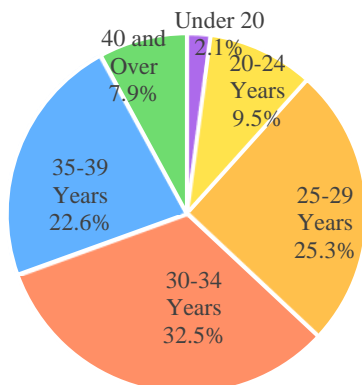


Source: Ministry of the Interior

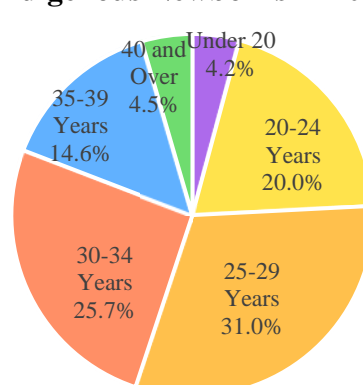
A higher proportion of Indigenous infants are born to younger mothers

In 2024, most mothers of non-Indigenous infants in Hualien County were aged 25 to 34, accounting for 57.8%. Mothers of Indigenous infants were also concentrated in this age group, though at a slightly lower share of 56.7%. Overall, Indigenous births reflect a younger maternal age profile. Among mothers under 30, the share was 55.2% for Indigenous infants compared with 36.9% for non-Indigenous, a difference of 18.3 percentage points. For births to minors under age 20, Indigenous infants made up 4.2%, double the 2.1% observed among non-Indigenous infants.

Age Distribution of Mothers of Newborns in 2024



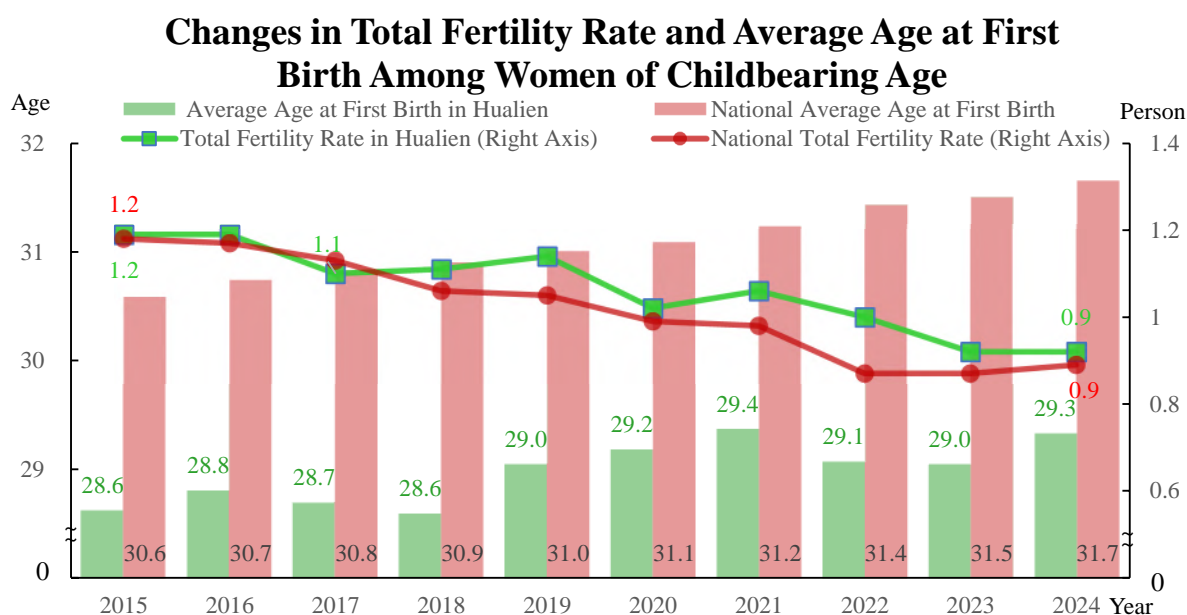
Age Distribution of Mothers of Indigenous Newborns in 2024



Source: Ministry of the Interior

The total fertility rate has remained below 1 for two consecutive years, while the average age at first birth is 2.4 years younger than the national average

From 2015 to 2024, Hualien County’s total fertility rate (TFR) among women of childbearing age fell from 1.2 to 0.9, remaining below 1 for two consecutive years and reflecting a steady decline in births. Over the same period, the average age at first birth rose slightly from 28.6 to 29.3. Despite this decline, the county’s TFR has not dropped below the national average, and the average age at first birth remains younger than the national figure. In 2024, the county’s average age at first birth was 29.3, which was 2.4 years younger than the national 31.7, and it has stayed close to 29 for the past five years. Overall, the county follows the national trend of falling fertility, yet parents here tend to have their first child earlier, reflecting distinct social and cultural patterns.



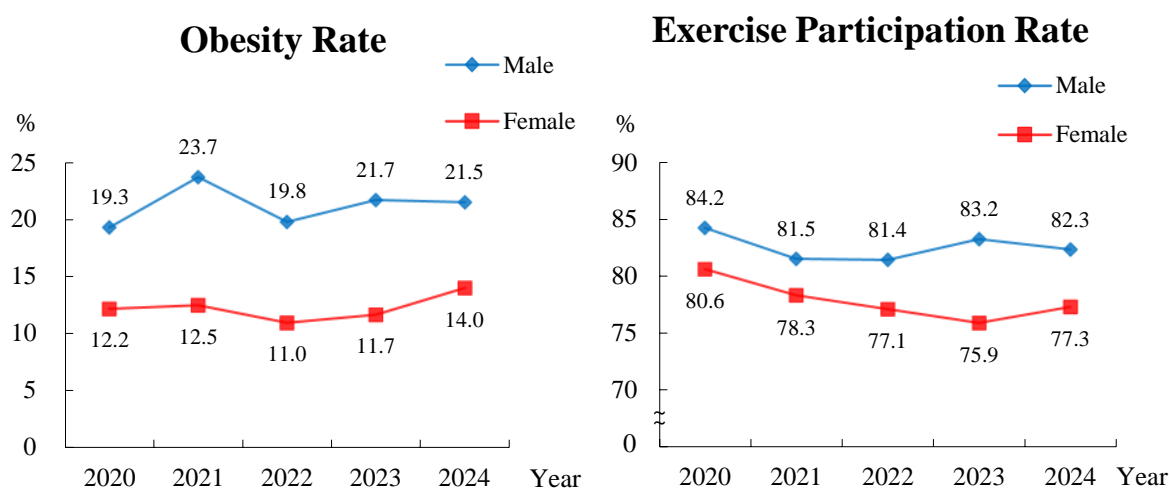
Source: Ministry of the Interior

7. Obesity and Physical Activity Rates

Men have a higher obesity rate, while the proportion of physically active women has rebounded

Over the past five years, the obesity rate has been consistently higher among men than women. In 2024, the male obesity rate was 21.5%, compared with 14.0% for women. Although the male rate has edged down from its 2021 peak of 23.7%, it remains well above the female rate, which stayed relatively stable from 2020 to 2023 before rising slightly to 14.0% in 2024. In terms of regular exercise, men

have also shown higher participation than women, with 82.3% of men reporting exercise in 2024 compared with 77.3% of women. Women’s exercise rate dipped by 1.2 percentage points between 2022 and 2023, then rebounded by 1.4 points in 2024. Overall, men both exercise more and face higher obesity levels, underscoring a complex relationship between physical activity and health outcomes.

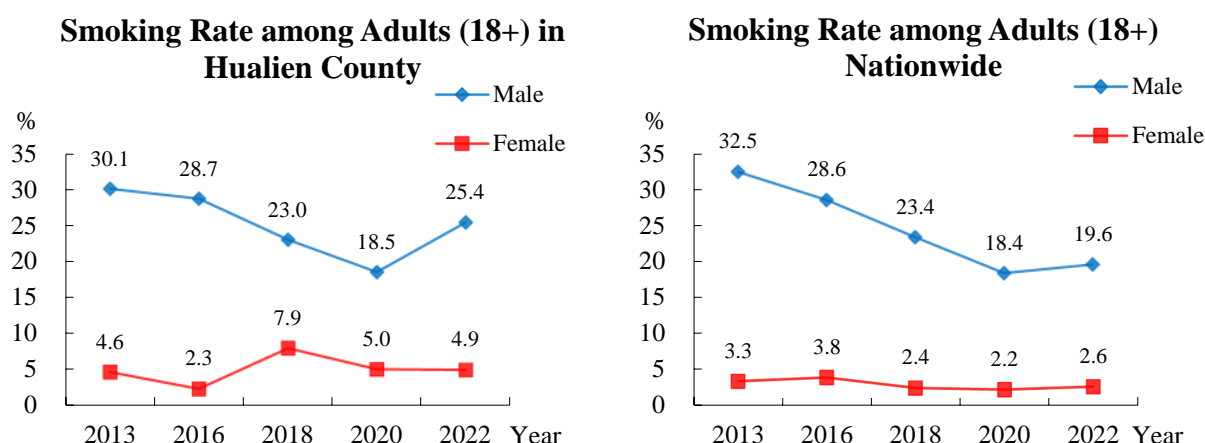


Source: Sports Administration, Ministry of Education

8. Smoking Behavior

In recent years, the male smoking rate in the county has reversed course and begun to rise, while the female rate has exceeded the national average in most years

From 2013 to 2022, adult smoking rates in Hualie County showed notable shifts. Male smoking stood at 30.1% in 2013, slightly below the national 32.5%, then declined steadily to 18.5% in 2020, just above the national 18.4%, before rising again to 25.4% in 2022, 5.8 percentage points higher than the national rate. For women, the county’s smoking rate exceeded the national figure in every year except 2016. It was 4.6% in 2013 compared with 3.3% nationally, peaked at 7.9% in 2018 against a national 2.4%, and remained higher in both 2020 (5.0%) and 2022 (4.9%).



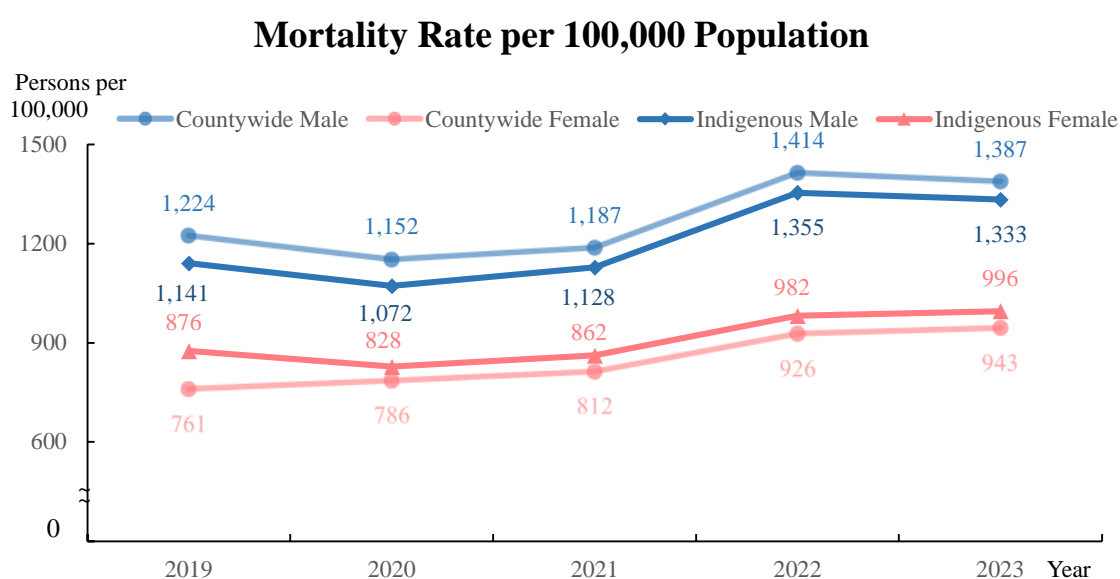
Source: Health Promotion Administration, Ministry of Health and Welfare — Health Promotion Statistics Annual Report

Note: County- and city-level data from the 2024 National Health Promotion and Health Behavior Surveillance Survey have not yet been released.

9. Mortality Rate

The female mortality rate has increased year by year

From 2019 to 2023, the crude mortality rate rose significantly for both men and women. The male rate increased from 1,224 to 1,387 per 100,000, while the female rate rose from 761 to 943, representing year-on-year increases of 163 and 182 from 2022, respectively. Indigenous residents showed a similar pattern; however, the mortality rate for Indigenous men was lower than the countywide male rate, whereas the rate for Indigenous women was higher than the countywide female rate.

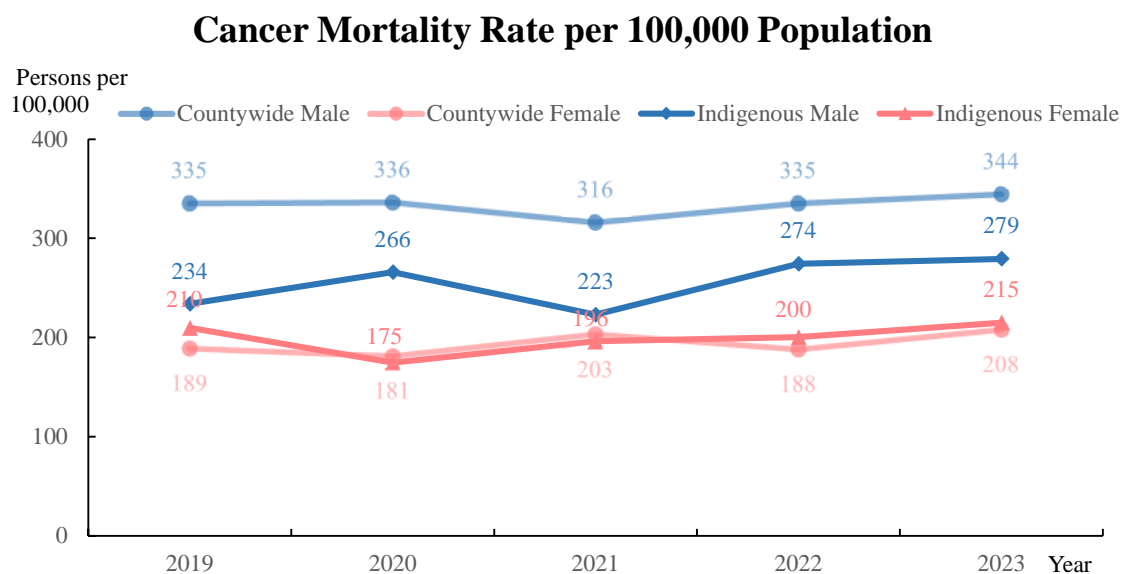


Source: Ministry of Health and Welfare

Note: 2024 statistics on causes of death for Indigenous peoples have not yet been released.

Over the past five years, cancer mortality has increased the most among Indigenous men

By identity category, Hualien County's cancer mortality rate per 100,000 reflects the same pattern as overall mortality, with countywide men highest and women lowest. Over the past five years, rates increased across all groups, with the steepest rise among Indigenous men, climbing from 234 to 279 per 100,000, an increase of 19.23%. The next largest increase was among women, whose rate rose from 189 to 208 per 100,000, up 10.05%.



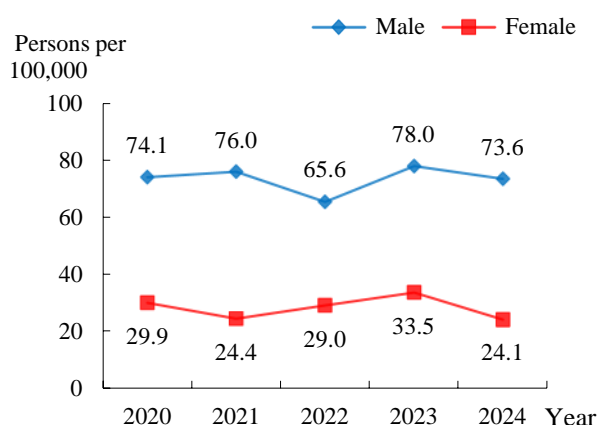
Source: Ministry of Health and Welfare

Note: 2024 statistics on causes of death for Indigenous peoples have not yet been released.

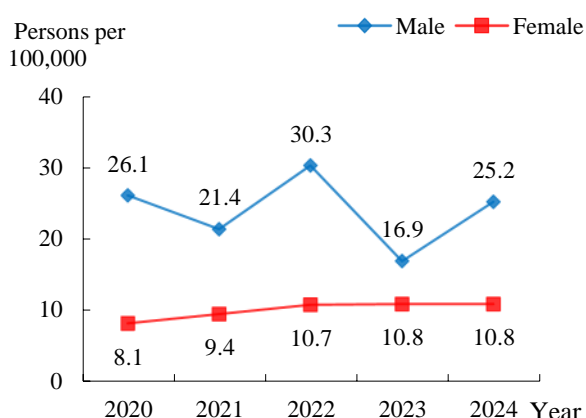
Male mortality from accidents and suicide is higher than that of females

In recent years, men have recorded higher mortality rates from both accidents and suicide than women, especially in the case of accidents, likely reflecting greater exposure to high-risk environments or hazardous occupations. In 2024, the male accident-injury death rate decreased by 4.4 per 100,000 from 2023, while the male suicide death rate increased by 8.3. For women, the accident-injury death rate fell by 9.4 from 2023, and the suicide death rate remained at 10.8 per 100,000.

Mortality Rate from Accidents



Mortality Rate from Suicide



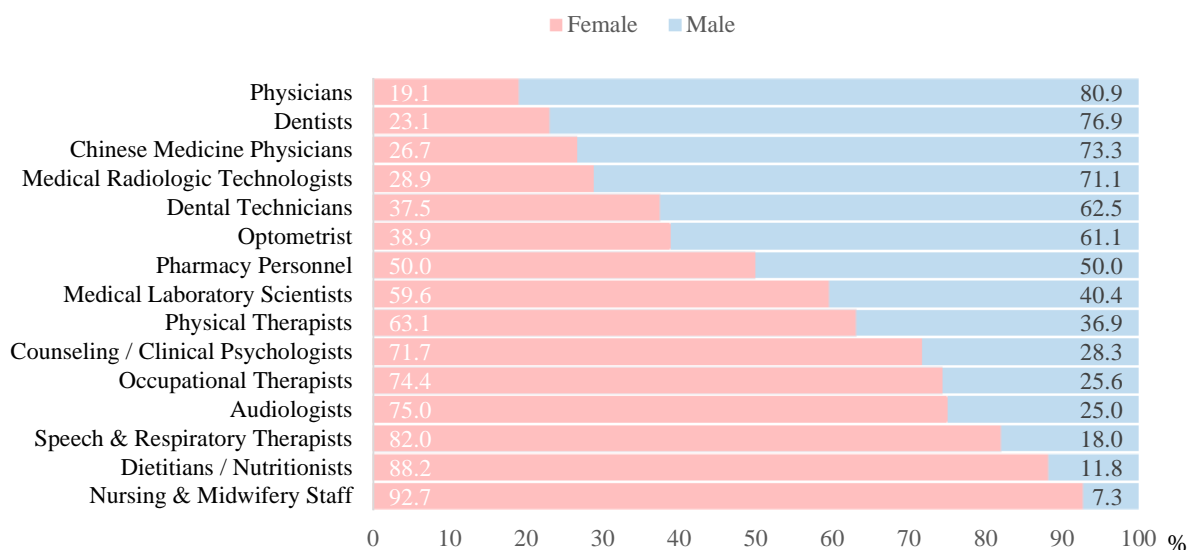
Source: Ministry of Health and Welfare

10. Healthcare Personnel

Women make up more than 90% of nursing staff, while diagnostic and treatment occupations are predominantly male

Observing the gender composition of healthcare personnel, women are concentrated in caregiving and support roles. Among nursing and midwifery staff, which includes registered nurses, nurses, and midwives, women account for 92.7%. They also represent 82.0% of speech and respiratory therapists, 88.2% of dietitians, 74.4% of occupational therapists, and 71.7% of counseling and clinical psychologists. In contrast, diagnostic and technical occupations are largely dominated by men. Women constitute only 19.1% of Western medicine physicians, 26.7% of Chinese medicine physicians, and 23.1% of dentists. Dental technicians and medical radiologic technologists are also predominantly male, while medical laboratory scientists and physical therapists show a slight female majority. In pharmacy, the number of men and women is nearly equal, reflecting the closest gender balance. Overall, gender-based divisions of labor remain evident across healthcare professions. Although some fields, such as pharmacy and certain medical technologies, show signs of narrowing gender gaps, women continue to form the overwhelming majority in caregiving roles.

Gender Shares of Practicing Healthcare Personnel in 2024

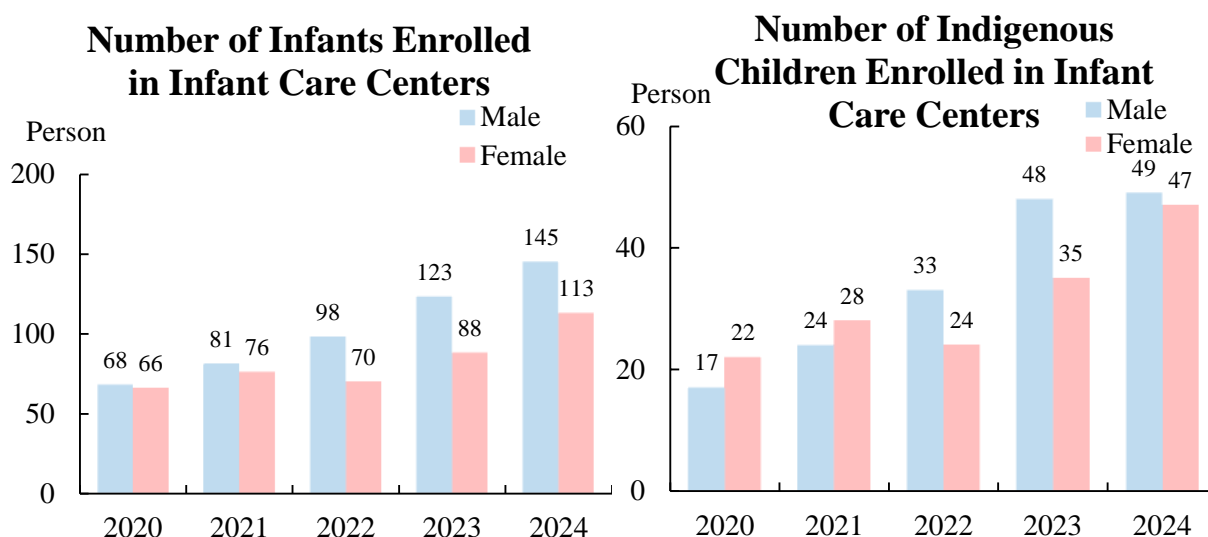


Source: Ministry of Health and Welfare

11. Number of Infants Enrolled in Infant Care Centers

More infant boys than girls are enrolled in care, and the share of Indigenous children has been rising year by year

Over the past five years, the number of children enrolled in Hualien County's infant care centers has risen steadily. By the end of 2024, enrollment included 145 boys and 113 girls, increases of 77 and 47, respectively, compared with 2020, showing clear overall growth. Among Indigenous children, 96 were in care in 2024, accounting for 37.2% of all enrollees, up from 29.1% in 2020, reflecting a steady rise in Indigenous families' use of infant care. The gender gap among Indigenous children was relatively small, with 49 boys and 47 girls in 2024, giving a sex ratio of 104.3, compared with 128.3 across all enrollees. Overall, infant care enrollment has increased year by year, the Indigenous share has expanded, and boys remain slightly more numerous than girls, although the difference is modest.

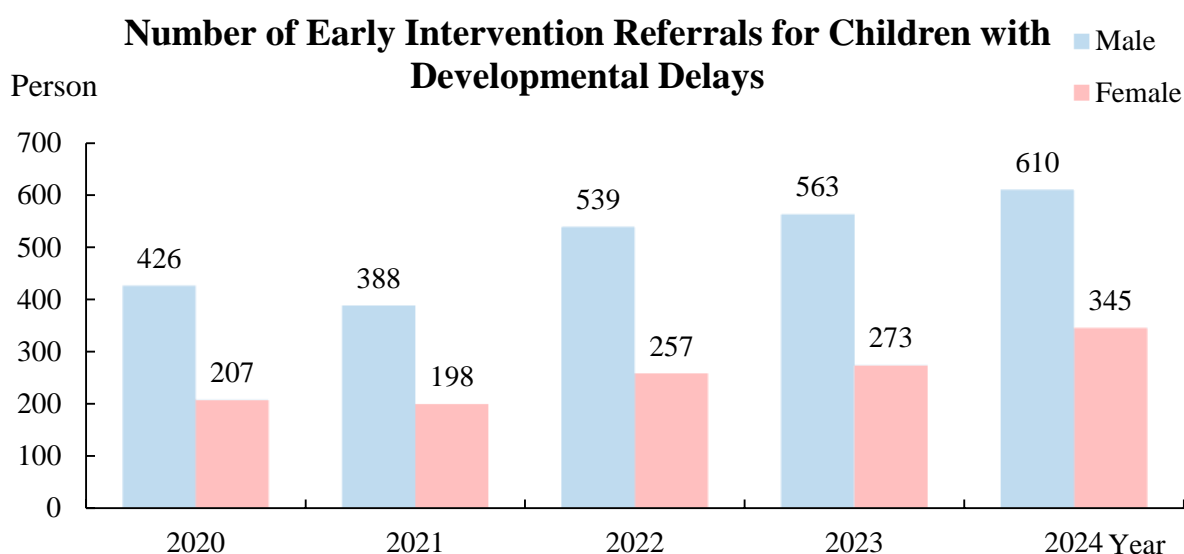


Source: Social Affairs Department, Hualien County Government

12. Number of Early Intervention Referrals for Children with Developmental Delays

More boys than girls are reported with developmental delays

In 2024, Hualien County recorded 955 early intervention referrals for children with developmental delays, the highest total in the past five years. Of these, 610 were boys (63.9%) and 345 were girls (36.1%), continuing the trend in which boys account for the majority of cases. Compared with 2023, the number of boys rose by 47, or 8.3%, while the number of girls rose by 72, or 26.4%. This indicates that although boys remain the majority, the most recent growth in reported cases was driven more strongly by girls

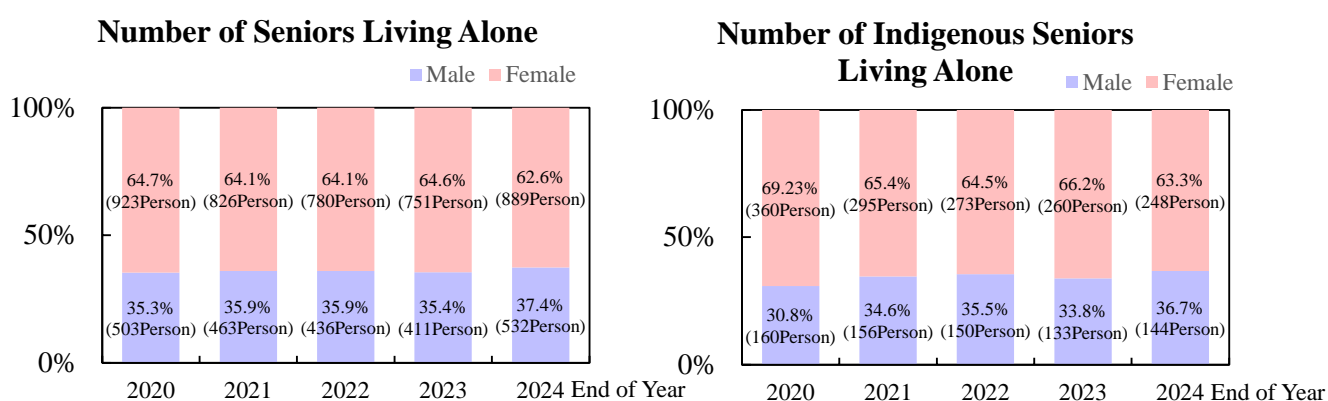


Source: Ministry of Health and Welfare

13. Elderly Living Alone

More than 60% of seniors living alone are women

By the end of 2024, Hualien County had 1,421 seniors living alone, including 889 women (62.6%) and 532 men (37.4%). Women have historically accounted for a larger share than men. Compared with the end of 2020, the number of women living alone declined by 34, while the number of men increased by 29. Among Indigenous seniors, 392 were living alone at the end of 2024, consisting of 248 women (63.3%) and 144 men (36.7%), again with women forming the majority. Over the past five years, however, the number of Indigenous seniors living alone has fallen, with Indigenous women decreasing by 112 (31.1%) and Indigenous men by 16 (10%) compared with the end of 2020.



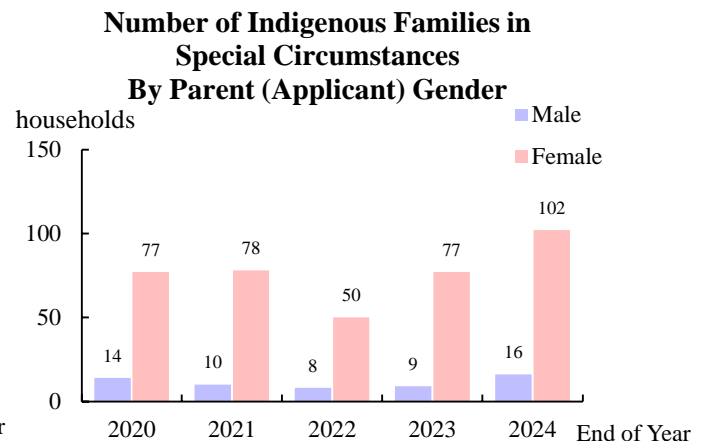
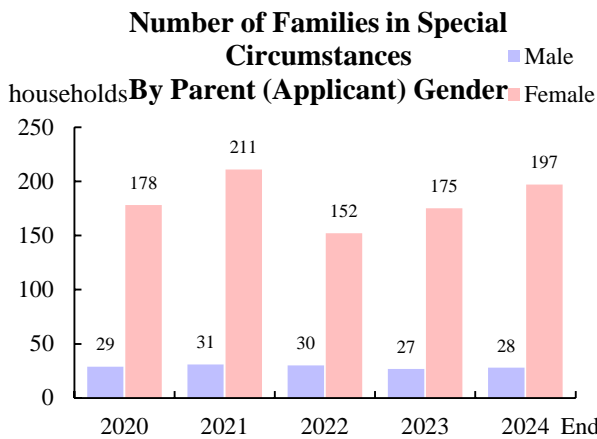
Source: Ministry of Health and Welfare

14. Families in Special Circumstances

Over 80% of parents in families with special circumstances are women

By the end of 2024, Hualien County had 225 families in special circumstances, including 197 headed by a female parent (87.6%) and 28 headed by a male parent (12.4%). Women have historically accounted for the larger share. Compared with the end of 2020, the number of female-parent households rose by 19, while male-parent households fell by 1. Among Indigenous families in special circumstances, there were 118 households at the end of 2024, accounting for 52.4% of the total, with 102 headed by a female parent (86.4%) and 16 by a male parent (13.6%). Here too, women formed the majority. Since the end of 2020, Indigenous female-parent households have increased by 25 (32.5%), while

Indigenous male-parent households have increased by 2 (14.3%).

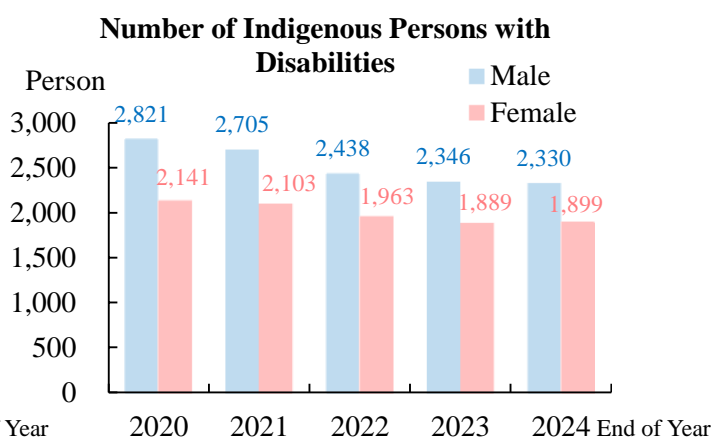
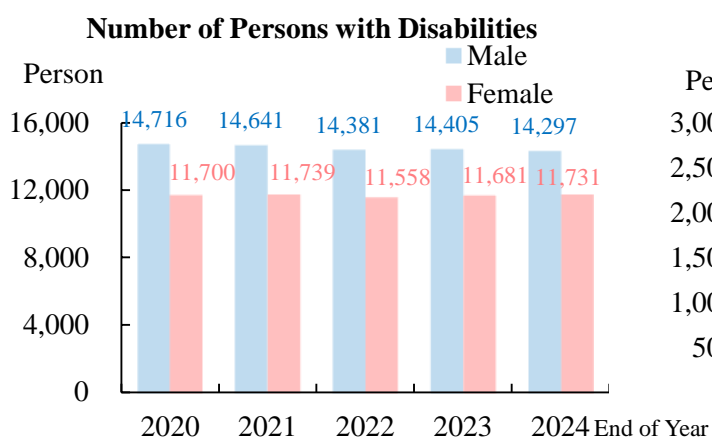


Source: Ministry of Health and Welfare

15. Persons with Disabilities

The number of men with disabilities has declined year by year but remains higher than that of women

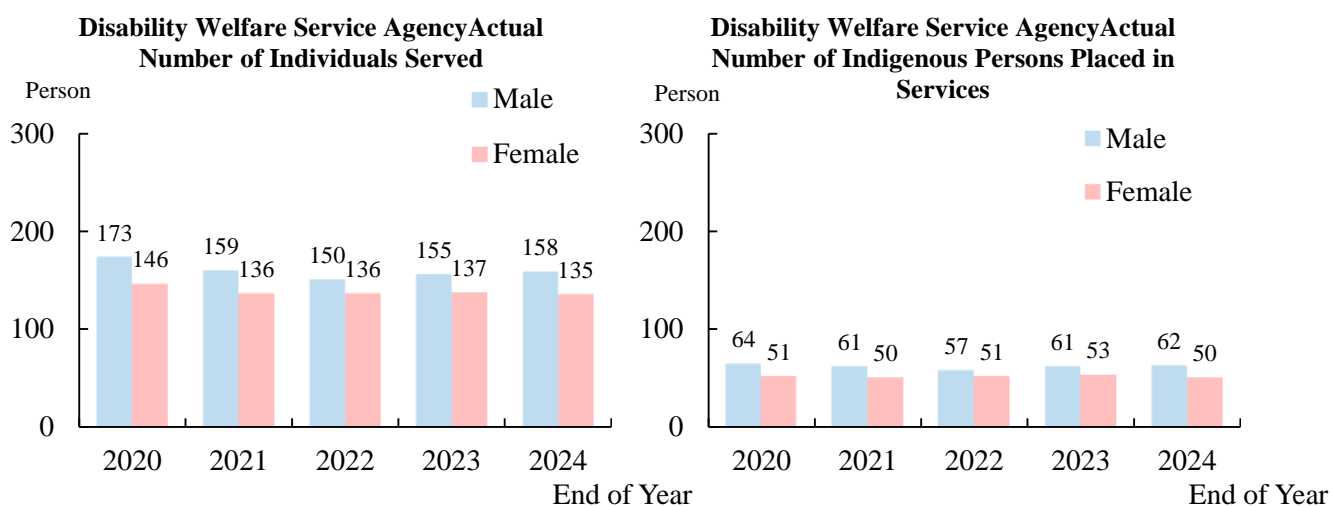
By the end of 2024, Hualien County had 26,028 persons with disabilities, including 14,297 men (54.9%) and 11,731 women (45.1%). Compared with the end of 2020, the number of men fell by 419, while the number of women rose slightly by 31. Among Indigenous residents, there were 4,229 persons with disabilities at the end of 2024, accounting for 16.2% of the total, with 2,330 men and 1,899 women. Since the end of 2020, Indigenous men have decreased by 491 and Indigenous women by 242. In both the countywide and Indigenous populations, the number of men with disabilities continues to exceed the number of women.



Source: Ministry of Health and Welfare

For five consecutive years, the number of men with disabilities placed in care has exceeded that of women

By the end of 2024, 293 persons with disabilities were placed in county welfare institutions, including 158 men (53.9%) and 135 women (46.1%). Men have consistently outnumbered women over the past five years, although usage rates were similar at 1.1% for men and 1.2% for women. The total number of placements has shown a downward trend; compared with 2020, institutional care in 2024 included 15 fewer men and 11 fewer women. Among Indigenous persons with disabilities, placements also leaned male. At the end of 2024, 112 Indigenous residents were in care, consisting of 62 men (55.4%) and 50 women (44.6%). Their usage rates, 2.7% for men and 2.6% for women, were both higher than the countywide averages, suggesting greater reliance on institutional services among Indigenous residents.



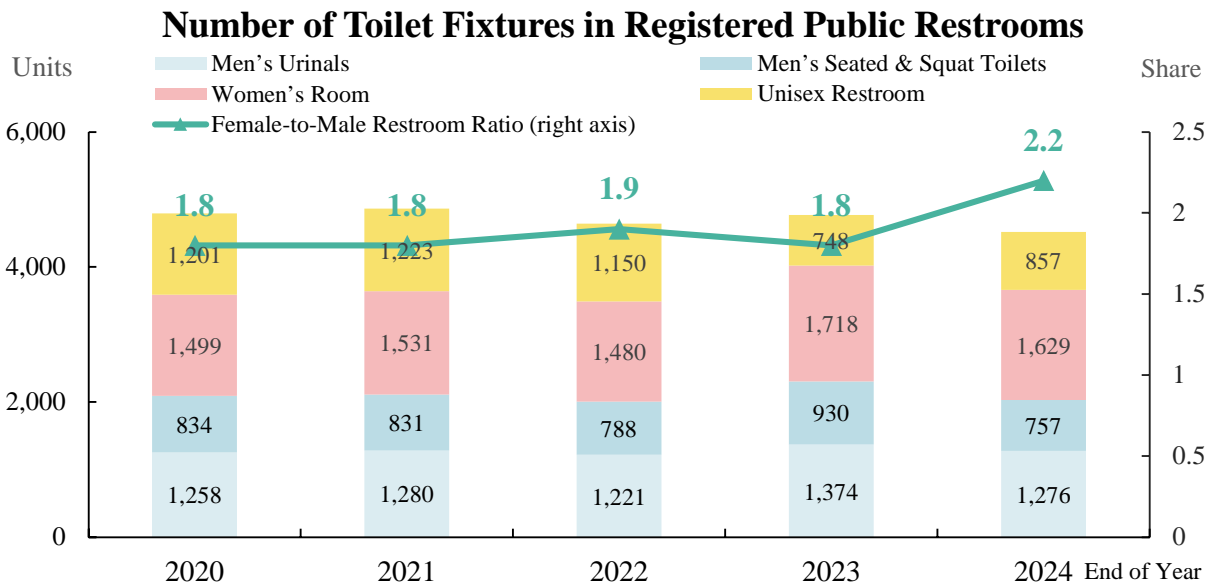
Source: Ministry of Health and Welfare

VI. Environment, Energy, and Technology

1. Number of Toilet Fixtures in Registered Public Restrooms

Women’s-to-men’s restroom ratio is rising; unisex fixtures account for nearly 20%

By the end of 2024, Hualien County reported 4,519 toilet fixtures in registered public restrooms: 1,629 in women’s facilities (36.0%), including both seated and squat toilets; 2,033 in men’s facilities (45.0%), consisting of 1,276 urinals and 757 seated or squat toilets; and 857 gender-neutral fixtures (19.0%). Compared with the end of 2020, the ratio of women’s to men’s fixtures increased from 1.8 to 2.2, while the share of gender-neutral fixtures declined by 6.1 percentage points.



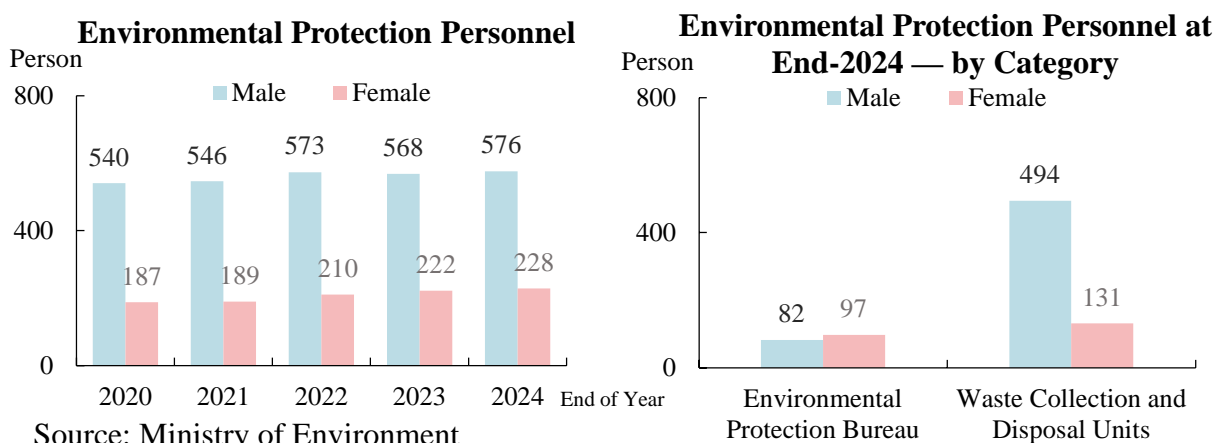
Source: Ministry of Environment; Hualien County Environmental Protection Bureau

Note: Women-to-men fixture ratio = number of women’s toilets ÷ number of men’s seated/squat toilets (excluding urinals)

2. Number of Environmental Protection Personnel

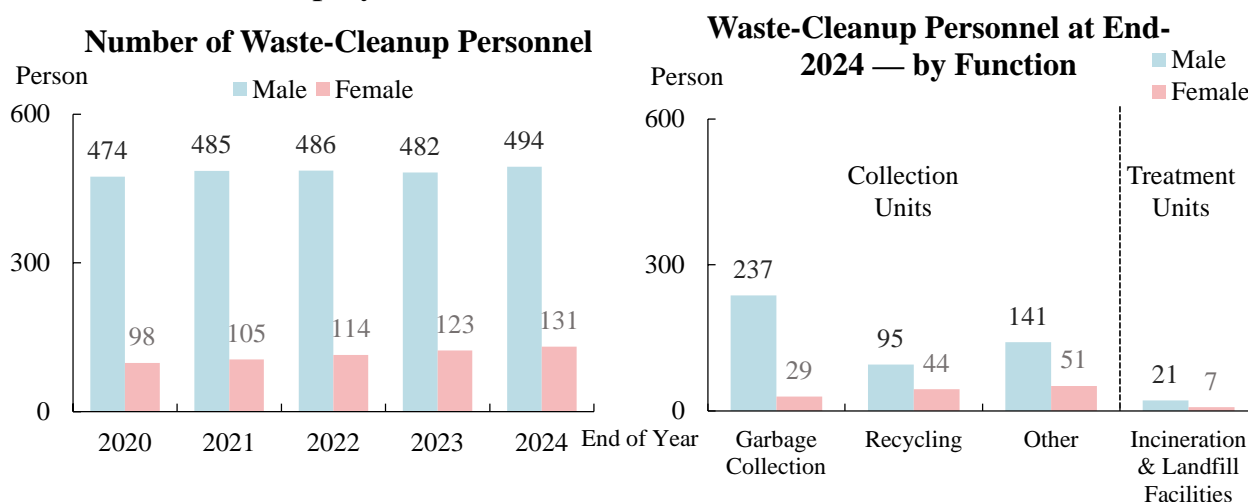
Staffing has been increasing; men are the majority, while women account for less than 30%

By the end of 2024, Hualien County employed 804 environmental protection personnel: 228 women (28.4%) and 576 men (71.6%), corresponding to a sex ratio of 252.6 males per 100 females. The female share increased by 2.7 percentage points from 25.7% at the end of 2020. By category, the sex ratio was 84.5 in the Environmental Protection Bureau and 377.1 in waste collection and disposal units.



Among waste-management personnel, nearly 80% are men, most of them working in refuse collection

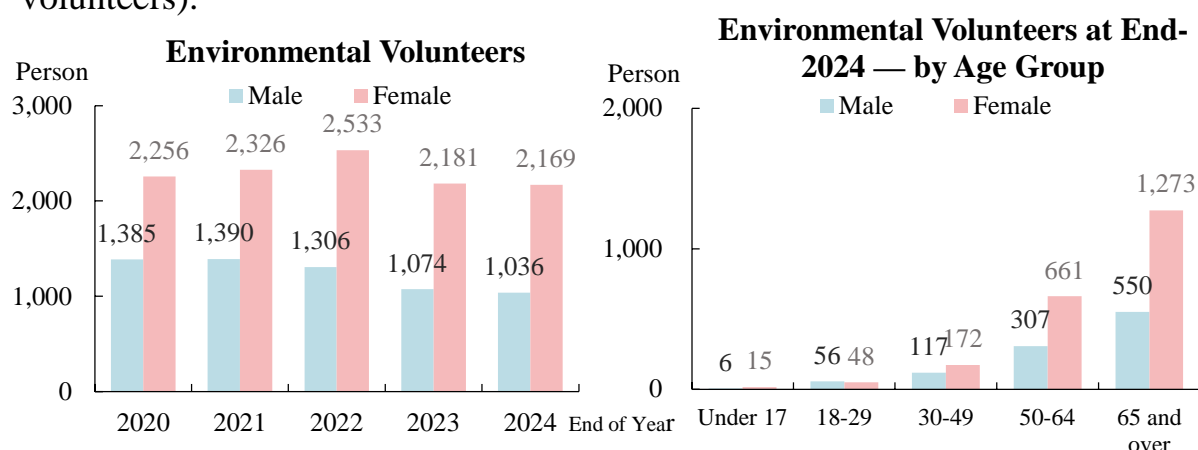
By the end of 2024, Hualien County employed 625 waste-cleanup staff, comprising 131 women (21.0%) and 494 men (79.0%). The sector remains male-dominated, yet the number of women has risen each year, lifting their share by 3.9 percentage points from 17.1% at the end of 2020. By function, collection units employed 597 staff (124 women, or 20.8%, and 473 men, or 79.2%), while treatment units employed 28 staff (7 women, or 25.0%, and 21 men, or 75.0%).



3. Environmental Volunteers

Women outnumber men among environmental volunteers, with more than half aged 65 or older

By the end of 2024, Hualien County had 3,205 environmental volunteers: 2,169 women (67.7%) and 1,036 men (32.3%), corresponding to a sex ratio of 47.8 males per 100 females. The female share increased by 5.7 percentage points from 62.0% at the end of 2020. By age, more than half were 65 or older, including 550 men (53.1% of all male volunteers) and 1,273 women (58.7% of all female volunteers).

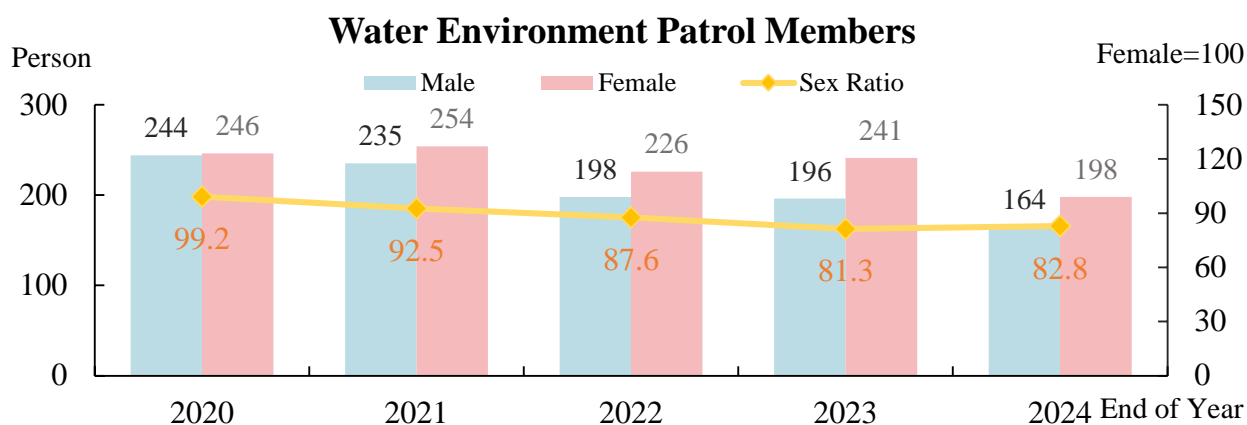


Source: Ministry of Environment

4. Number of Water Environment Patrol Team Members

Over the past five years, women have consistently outnumbered men among Water Environment Patrol members

By the end of 2024, the county had 362 members: 198 women (54.7%) and 164 men (45.3%), corresponding to a sex ratio of 82.8, or about 83 men per 100 women. The female share increased by 4.5 percentage points from 50.2% at the end of 2020. Women's participation in water-environment protection has thus remained higher than men's throughout the five-year period.

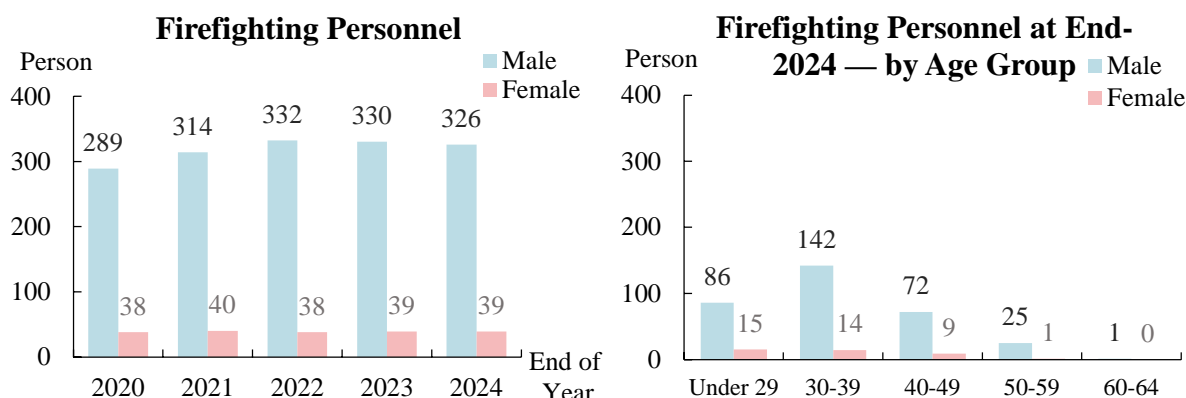


Source: Ministry of Environment

5. Firefighting Personnel

Women account for only 10% of firefighting personnel, while men aged 30–39 form the largest group

By the end of 2024, Hualien County had 365 firefighting staff: 39 women (10.7%) and 326 men (89.3%), showing that the force remains male-dominated. The female share declined by 0.9 percentage points from 11.6% at the end of 2020. By age, men were concentrated in the 30–39 group (142 persons, 43.6% of all men), whereas most women were under 50.

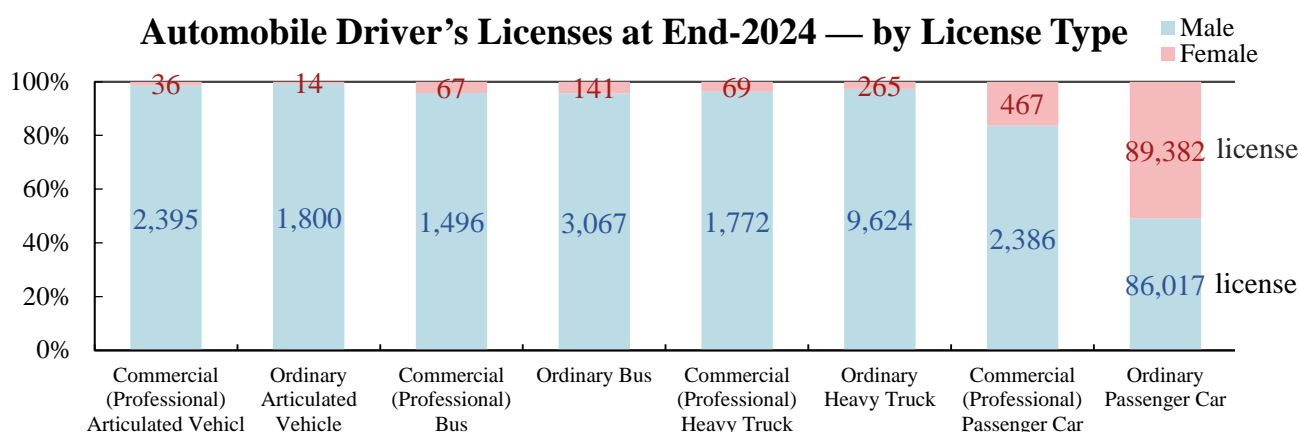


Source: National Fire Agency, Ministry of the Interior; Hualien County Fire Department

6. Number of Automobile Driver's Licenses

Men hold most license categories, while women slightly outnumber men in ordinary passenger-car licenses

By the end of 2024, Hualien County had 198,998 automobile driver's licenses: 90,441 held by women (45.4%) and 108,557 by men (54.6%). By license type, men predominated in commercial (professional) licenses, with 8,049 representing 92.6% of all commercial licenses. The only category in which women slightly outnumbered men was ordinary passenger-car licenses (non-commercial): women held 89,382, or 51.0% of the total.

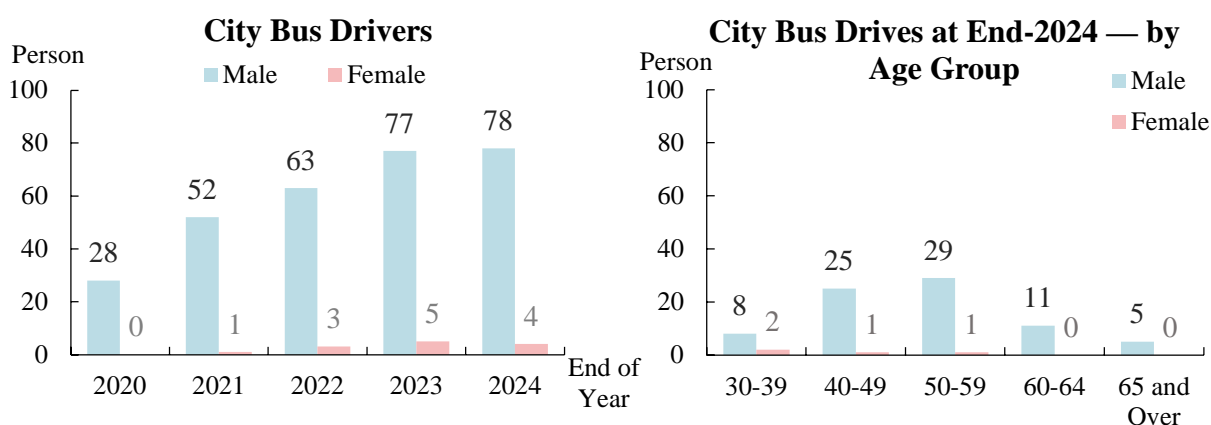


Source: MOTC Directorate General of Highways

7. City Bus Drivers

Male city bus drivers vastly outnumber females, making up 95% of the total

By the end of 2024, Hualien County had 82 city bus drivers: 4 women (4.9%) and 78 men (95.1%), with men comprising the overwhelming majority. Compared with the end of 2020, the total number of city bus drivers increased from 28 to 82, yet the number of female drivers rose only from 0 to 4. By age, male drivers were concentrated in the 40–59 group (54 persons, 69.2% of all men), while female drivers were most numerous in the 30–39 group (2 persons).

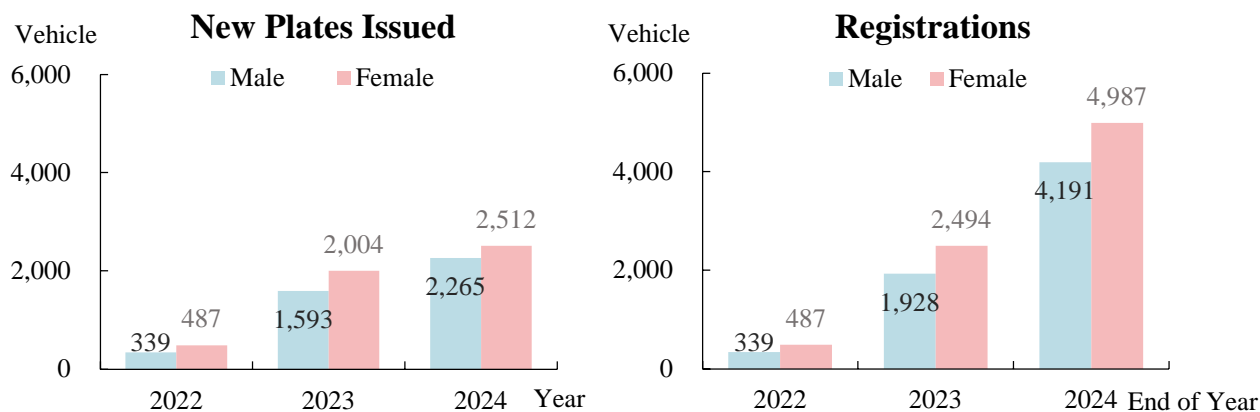


Source: Ministry of Transportation and Communications

8. Mini Electric Two-Wheelers — Newly Issued License Plates and Registrations

Women account for more than half of mini electric two-wheeler users

Beginning in 2022, “electric bicycles” were reclassified as mini electric two-wheelers, formally brought under regulation, and required to be registered with a license plate for operation on public roads. In 2024, the county issued 4,777 new plates: 2,512 to women (52.6%) and 2,265 to men (47.4%). By the end of 2024, cumulative registrations had reached 9,178, including 4,987 for women (54.3%) and 4,191 for men (45.7%), showing that women make greater use of mini electric two-wheelers as a daily mode of transport.

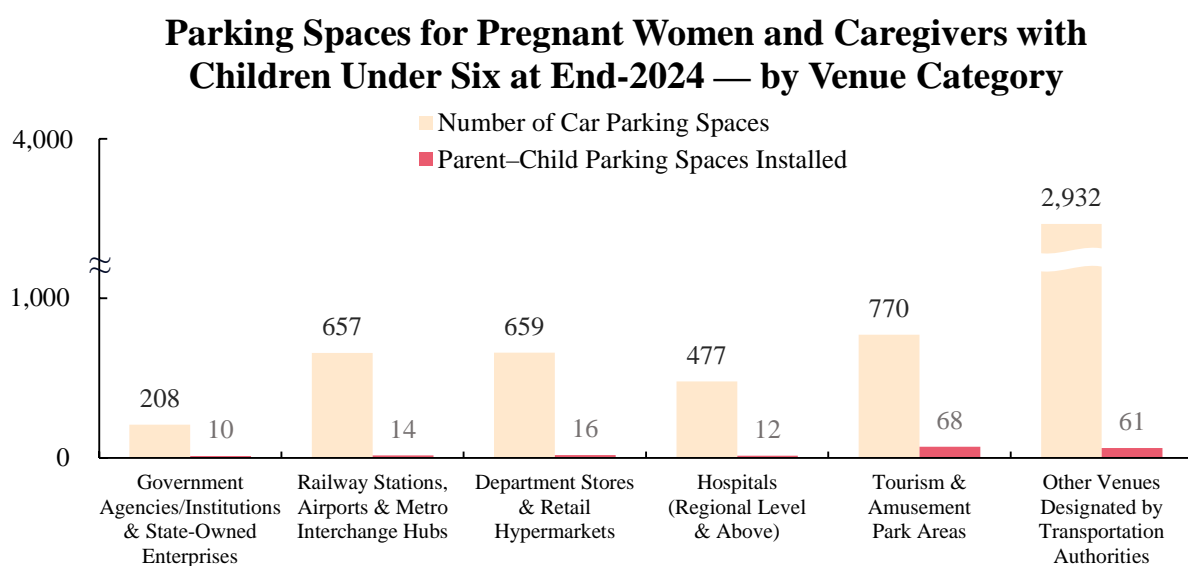


Source: Directorate General of Highways, Ministry of Transportation and Communications

9. Parking Spaces for Pregnant Women and Caregivers with Children Under Six

Targets met for parking spaces for pregnant women and parents with children under six

Under Article 33-1 of the Protection of Children and Youths Welfare and Rights Act, public parking lots at six designated venue types are required to reserve 2% of automobile spaces for pregnant women and caregivers with children under six (“parent–child parking”). By the end of 2024, Hualien County had provided 181 such spaces, representing 3.2% of all car parking spaces; across all six venue categories, public parking facilities complied with the statutory installation standard.



Source: Hualien Economic Affairs Department

